

STSA-BC SEA 2025-2026 Fiscal Year Annual Report: Preface & Executive Summary

Purpose:

Since its launch in 2012, a S'ólh Téméxw Stewardship Alliance – British Columbia Strategic Engagement Agreement (STSA-BC SEA) Fiscal Year Annual Report has been drafted yearly to document and track the progress of the STSA-BC SEA, held between the Province of British Columbia (BC) and the Stó:lō First Nations of the STSA. This Executive Summary condenses that report into a brief format.

Summary:

The 2025-26 fiscal year was positive for the S'ólh Téméxw Stewardship Alliance (STSA), People of the River Referrals Office (PRRO), and our partners at the BC Ministries. As of March 2026, the STSA-BC SEA is operating efficiently under its 2024 Amendment and the STSA continues to meet its goals with a membership of 17 Stó:lō communities, the largest in STSA's thirteen-year history. The 14th year of the STSA-BC SEA has yielded positive statistics as well, most notably, our busiest year with 843 SEA referral submissions, equivalent to 3.4 new referral submissions per working day; a 17% increase from 2024-25. Managing this workload successfully is a testament to the hard work and expertise of the PRRO staff. As seen in the below table, all PRRO Performance Targets as defined in the STSA-BC SEA were met.

Performance Measures Report Summary 2025-256 (results as of March 13th, 2026)

Performance Measure	Count	Target	PM Status
Total STSA-BC SEA Referrals	843	n/a	n/a
Met Publication Due Date	95% (799 of 843)	undefined	n/a
PM1: Engagement Level Modification Frequency	2% (12 of 506)	< 20%	Met
PM2: Final Response Timelines Met	86% (238 of 277)	≥ 80%	Met
PM3: Timelines Modified by PRRO	3% (13 of 506)	≤ 10%	Met
PM4: Timelines Modified by Provincial Agencies	<1% (1 of 506)	≤ 10%	Met

Another primary reporting topic for PRRO is “Consensus Tracking”. Below is a graph showing consensus decision-making results between the STSA and BC throughout the STSA-BC SEA's operational period. The general trends observed are the increasing percentage of “Full Consensus” (green), reducing percentage of “Partial Consensus” (yellow), and reduction of “No Consensus 1” (pink) to four instances between 2020 and 2026. These are extremely positive results that illustrate that when the STSA-BC SEA process is followed, results trend strongly towards “Full Consensus”; the total alignment of STSA and Crown decisions.

Consensus Tracking Report Summary 2012-26 (results as of March 13th, 2026)

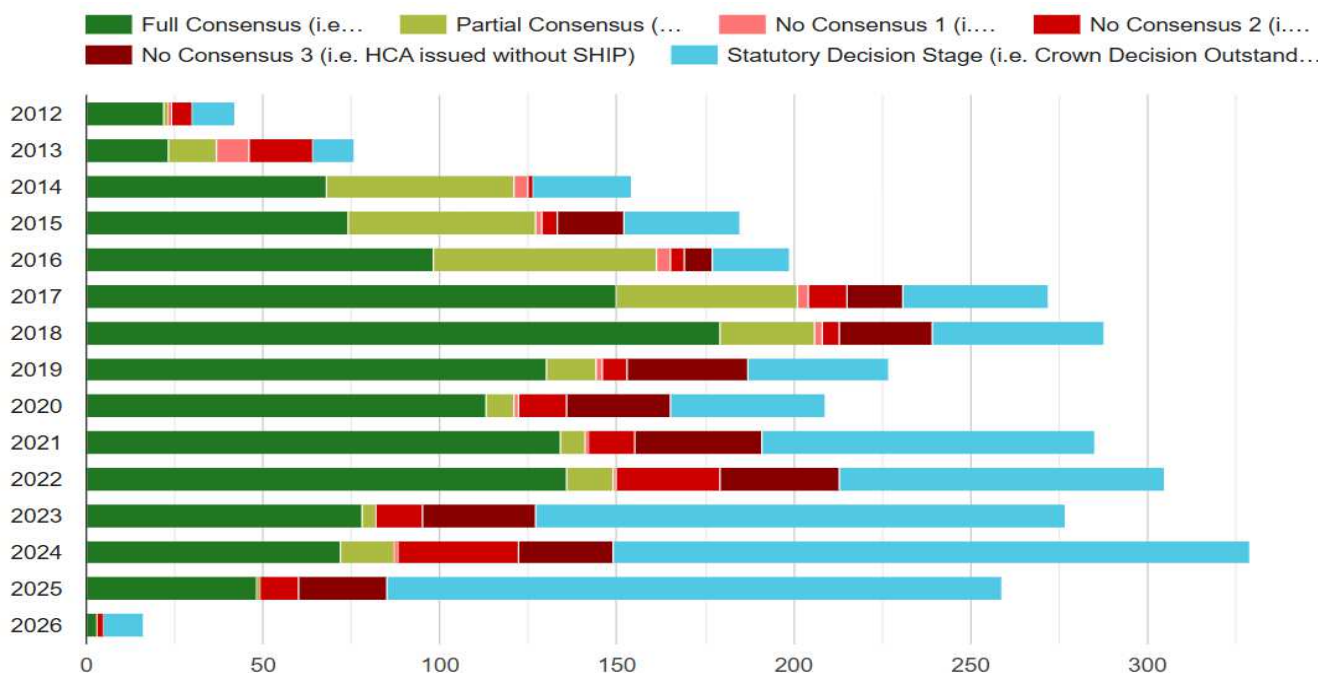


Fig. 1 – STSA-BC SEA annual referral distribution by consensus level

Unfortunately, we also have cases where the STSA-BC SEA process has not been followed. There has been an increasing number of cases of “No Consensus 2” (Crown Decision made without STSA Decision) since 2020, with most of these instances occurring under the BC Water Sustainability Act. To address this the ‘STSA – BC Water Stewardship Working Group’ was formed in 2025, comprised of staff from both PRRO and BC, with the goal of addressing concerns around Water Stewardship in S’ólh Téméxw. These results are reviewed at that table. Although decreasing in number, cases of prolonged “Statutory Decision Stage” referrals (blue) where STSA Decisions have been issued but no Crown Decision was received back, persist. We continue to work with our SEA partners at the Ministry of Indigenous Relations and Reconciliation (IRR) on this issue.

The STSA-BC SEA’s current three-year funding cycle expires March 31st, 2026. In Dec. 2025 our SEA partners at MIRR informed PRRO management that, in response to budget cuts, the Province is conducting an internal review of Strategic Engagement Agreements across BC. Although at the time of writing the current standard \$2.1 million per year SEA funding package has been confirmed for the STSA-BC SEA for the next three years, the timing of issuance is unclear. PRRO has been told to expect a significant delay from the typical April transfer, possibly as late as July. PRRO also put forth an argument for increasing the funding package to meet inflation costs. We await a response from BC on this point. The full S’ólh Téméxw Stewardship Alliance Strategic Engagement Agreement Fiscal Year Annual Report may be found following this briefing.

For further information, please contact: Matt McGinity, PRRO Manager
mmcginity@peopleoftheriver.com

STSA-BC SEA 2025-2026 Fiscal Year Annual Report

Contents

1. Introduction and Objectives	3
2. Implementation Plan and Government to Government Operational Organization	4
3. Work Plans and Specific Initiatives	4
4. Performance Measures.....	5
5. Building Relationships and Growth	9
6. STSA Community Capacity and SEA Funding	10
7. Conclusion.....	10
Appendix A – 2025-26 STSA-BC SEA Member Communities.....	12
Appendix B – STSA-BC SEA Implementation Plan.....	13
Appendix C – STSA-BC SEA Performance Measure Targets	16
Appendix D – Annual Performance Measures Report	17
Appendix E – Past Performance Measures Tables	26
Appendix F - Graph of Total Referrals at PRRO	30

1. Introduction and Objectives

2025-26 was a positive year for the S’ólh Téméxw Stewardship Alliance (STSA), the People of the River Referrals Office (PRRO), and our partners at the BC Ministries. The S’ólh Téméxw Stewardship Alliance Strategic Engagement Agreement (STSA-BC SEA) is currently operating under the Spring 2024 Amendment, the STSA remains a 17-member First Nation collective, and the PRRO is currently comprised of ten staff members, the largest team in our history. This includes a new ‘PRRO Supervisor’ position held by Nathaniel Point, who was promoted after three years as a PRRO Referral Officer. The Supervisor assists the Manager in guiding and overseeing the day-to-day operations of the PRRO.

Since the STSA-BC SEA’s pilot launched in 2012, the STSA and their partners at the Province of British Columbia have been dedicated to the ongoing advancement of the STSA-BC SEA. It is in this spirit of continual growth and improvement that we present this STSA-BC SEA 2025-26 Fiscal Year Annual Report. The objectives of this report are threefold:

- i) To review the progress made in the last fiscal year;
- ii) To consider shortcomings and challenges; and
- iii) To make recommendations that will ensure continued future success and growth.

The PRRO receives, analyzes, and reports on referrals issued by STSA-BC SEA participating Provincial Agencies on the behalf of the S’ólh Téméxw Stewardship Alliance. The STSA is comprised of leadership from 17 Stó:lō communities that act as the Stó:lō signatories to the STSA-BC SEA. Current STSA membership can be viewed in the table included in [Appendix A](#). This assembly of Stó:lō communities crosses political affiliation, participation in the treaty process, and tribal affiliation in the interest of a strong, unified Stó:lō voice.

2. Implementation Plan and Government to Government Operational Organization

The STSA-BC SEA Implementation Plan ([Appendix B](#)) has been developed by the STSA-BC SEA Government to Government (G2G) Working Group to guide and track STSA-BC SEA-related efforts over the agreement's term. STSA-BC SEA G2G Working Group membership includes senior representatives from STSA-BC SEA-participating Provincial Agencies in the South Coast Region, the Ministry of Indigenous Relations & Reconciliation (IRR), and PRRO. The STSA-BC SEA G2G Working Group is responsible for planning and delivering the objectives of the STSA-BC SEA, providing strategic direction, and addressing implementation issues. The STSA-BC SEA G2G Working Group meets quarterly or as need dictates.

The STSA-BC SEA Project Management Team addresses the direction laid out by the STSA-BC SEA G2G Working Group. The STSA-BC SEA Project Management Team is a smaller table comprised of the STSA-BC SEA G2G Working Group Co-Chairs, IRR staff, and PRRO managerial staff. The Project Management Team is tasked with addressing the technical and administrative elements of STSA-BC SEA implementation.

The STSA-BC SEA Technical Team drafts the point-by-point negotiations derived from the direction of the STSA-BC SEA G2G Working Group and refined by the STSA-BC SEA Project Management Team. The STSA-BC SEA Technical Team is made up of PRRO management and an IRR Senior Resource Coordination Officer. Upon the drafting of an initiative or amendment, the STSA-BC SEA Technical Team seeks the approval of the STSA-BC SEA Project Management Team before submitting that draft to the STSA-BC SEA G2G Working Group for final endorsement.

3. Work Plans and Specific Initiatives

Work Plans outline the necessary steps to achieving the goals set out by the STSA-BC SEA G2G Working Group in the STSA-BC SEA Implementation Plan. Please refer to the STSA-BC SEA Implementation Plan provided in [Appendix B](#) for a complete list and 2025-26 status updates. Key accomplishments of note from this most recent year include:

- The most recent STSA-BC Annual Executive Government to Government Meeting between STSA leadership and The Crown as represented by Premier David Eby (via video conference), the Honourable Minister Chandra Herbert (IRR), Minister Randene Neill (WLRS), Minister Ravi Parmar (FOR), and Minister Mike Farnworth (TT), was held Sept. 12th, 2025 at the Xá:ytem Longhouse Interpretive Centre, Mission, BC.
- The next STSA-BC Annual Executive Government to Government Meeting is currently being planned for Autumn, 2026.
- Growth of the PRRO to a ten staff member team and the addition of a PRRO Supervisor. PRRO continues to grow as an organization to meet the increasing demand as STSA-BC SEA referrals submissions continue to increase each year.

- STSA and BC’s Collaborative Stewardship Forum (CSF) is pursuing approximately 40 collaborative stewardship projects, of which 24 are currently active, in 8 major categories to advance the STSA-BC SEA G2G relationship towards shared decision making, post-decision monitoring, and resource co-management.
- PRRO received 13 referrals that were “flagged” under the STSA-BC Heritage Conservation Act s.4 Pilot Agreement (e.g. overlapped buffered HCA s.4 polygons in StoloConnect). Upon review by Stó:lō Research & Resource Management Centre (SRRMC) staff, all 13 were found to be non-impactful applications and did not “trigger” the full HCA s.4 process. The typical SEA process of referral analysis, engagement, and reporting was followed.
- Additionally, a remediation proposal for a 2024 gravel mining referral (609742) was flagged for HCA s.4 potential overlap in Jan. 2026. Upon closer analysis it was determined the remediation posed no risk of impacts to the HCA s.4 site. As the specific remediation plan review took place within the 2025-26 Fiscal Year, we are including it in this report despite the referral dating to 2024.
- Ongoing Provincial Agency and STSA Community staff training in PRRO/StoloConnect.com processes and functionality.

4. Performance Measures

STSA-BC SEA Appendix G provides a series of performance measures for the engagement process and sets performance targets. For context, this table is reproduced in this report as [Appendix C](#). These measures and targets are monitored by the PRRO via their referral management web-portal StoloConnect and are published as a Performance Measures Report for review and discussion by the STSA-BC SEA G2G Working Group to help inform adaptive management.

As the STSA-BC SEA 2025-26 Fiscal Year Annual Report must be drafted and submitted before the end of the fiscal year, the PRRO are unable to present a Performance Measures Report of the full April 1st, 2025, to March 31st, 2026, term. In the interest of presenting a reasonable facsimile, the PRRO will review the STSA-BC SEA referral workload from February 28th, 2025, to March 1st, 2026. Presented below is a table summarizing key Performance Measures in this most recent year. These measurables and others may be reviewed in full in the Performance Measures Report, provided in [Appendix D](#). For context and comparison, similar past reporting tables going back to 2014-15 are provided in [Appendix E](#).

Table 1: Performance Measures Report Summary 2025-26 (results as of March 13th, 2026)

Performance Measure	Count	Target	PM Status
Total STSA-BC SEA Referrals	843	n/a	n/a
Met Publication Due Date	95% (799 of 843)	undefined	n/a
PM1: Engagement Level Modification Frequency	2% (12 of 506)	< 20%	Met
PM2: Final Response Timelines Met	86% (238 of 277)	≥ 80%	Met
PM3: Timelines Modified by PRRO	3% (13 of 506)	≤ 10%	Met

PM4: Timelines Modified by Provincial Agencies	<1% (1 of 506)	≤ 10%	Met
Decision-Making Consensus Level	Count	Target	PM Status
Full Consensus	59% (46 of 78)	undefined	n/a
Partial Consensus	1% (1 of 78)	undefined	n/a
No Consensus 1 – Decision Unaligned	0% (0 of 78)	undefined	n/a
No Consensus 2 – Crown Decision w/o STSA	14% (11 of 78)	undefined	n/a
No Consensus 3 – HCA without SHIP	26% (20 of 78)	undefined	n/a

In the 2025-26 fiscal year the PRRO received 843 referrals under the STSA-BC SEA, equivalent to 3.4 new referral submissions per working day. This is a 17% increase in submissions from 2024-25's total of 720, and the highest number of SEA referrals processed by PRRO in a single year to date, as displayed in [Appendix F](#). This indicates the ongoing growth of the STSA-BC SEA and development pressures on S'ólh Téméxw.

The Performance Measure “Met Publication Due Date” dropped slightly to 95% this year from the 97% we saw in 2024-25, but we still consider this an excellent result considering the 17% increase in referral submissions. PRRO attributes this outstanding result to PRRO Referrals Administrator Sandy McDonald, now supported by PRRO Supervisor Nathaniel Point, and the SRRMC Geographic Information Systems (GIS) unit where GIS Manager Colin Green and GIS Technicians Michael Kavanagh and Shohreh Sahebi oversee the digital mapping of all referrals submitted to PRRO. Together, these staff members have excelled in their positions and ensured timely publications for nearly all submitted referrals.

The Performance Measure “PM1: Engagement Level Modification Frequency” indicates how often the Engagement Level has been either increased or decreased on referrals. The 2025-26 result of 2% is well within the target of <20%.

The Performance Measure “PM2: Final Response Timelines Met” indicates how often the PRRO meets the due date for their completed referral analysis reporting. In 2025-26, the PRRO achieved on-time reporting in 86% of cases, exceeding the target of ≥80%. This is an increase from the 83% seen in 2024-25, an impressive result considering a 17% increase in referral submissions.

In 2025-26, PRRO staff requested the extension of timelines on 3% of referrals as seen in “PM3: Timelines Modified by PRRO”, meeting the target of ≤10% and showing an improvement from the 2024-25 result of 16% (an unusually high result due to a prolonged computer network outage beyond PRRO control).

Performance Measure “PM4: Timelines Modified by Provincial Agencies” remains constant from the previous year, as Provincial Agencies changed due dates on <1% of files.

The final performance indicator category in the summary Table 1, consensus, was developed in the 2015-16 year. The STSA and PRRO understood that without a way to track and report on BC's and

the STSA's parallel decision-making, the effectiveness of the STSA-BC SEA could not be fully considered. Therefore, a system was developed for measuring consensus, post-decision. Upon the completion of a PRRO Final Response report, the STSA decision and conditions are sent to the BC Statutory Decision Maker for consideration. Upon making their decision, the BC Statutory Decision Maker then issues that statutory decision back to the PRRO. The PRRO then selects one of four categories, depending on the level of consensus between the decisions:

- i) Full Consensus – BC decision reflects that of the STSA, and any STSA conditions have been met.
- ii) Partial Consensus – BC decision reflects that of the STSA, but not all STSA conditions have been met.
- iii) No Consensus 1 – BC decision differs from that of the STSA.
- iv) No Consensus 2 – BC decision made without STSA engagement (i.e. a failure to consult).
- v) No Consensus 3 – HCA issued without SHIP.

Of these Consensus Outcomes, the first three, Full Consensus, Partial Consensus, and No Consensus 1 may be described as the potential outcomes for any referral that has undergone the full STSA-BC SEA process. The remaining two, No Consensus 2 and No Consensus 3, are categories where the STSA-BC SEA process has not been completed, from the STSA perspective.

All consensus outcomes are logged into StoloConnect and tracked for analysis. The division of No Consensus into “No Consensus 1” and “No Consensus 2” is an addition to the reporting from the 2017-18 year, designed to capture and address a key distinction. “No Consensus 1” captures files in which both BC and STSA have issued decisions regarding a referral and those decisions do not align. As the decisions differ, we consider this a case of No Consensus between parties to the STSA-BC SEA. “No Consensus 2” is a distinct situation where a Statutory Decision has been made in isolation by The Crown, and STSA have not been afforded the opportunity to make a decision on the project in question. “No Consensus 2” is therefore also a situation where there is a lack of consensus between parties, however the reasoning for this is distinct from “No Consensus 1”. “No Consensus 3” was added in 2023 to isolate and address those BC Heritage Conservation Act (HCA) referrals where a Crown Permit is issued without the Stó:lō Research & Resource Management Centre (SRRMC) Archaeology Unit's Sto:lo Heritage Investigation Permit (SHIP) - a Stó:lō initiated and implemented permitting system aimed to achieve oversight of Stó:lō heritage by Stó:lō themselves. This issue has been identified and discussed for several years at STSA-BC SEA tables, and the BC Archaeology Branch and STSA have agreed to tally cases as we work towards a solution. These three datasets are kept separate as the distinct circumstances that lead to these outcomes must also be addressed separately.

Within the 2025-26 fiscal year, PRRO received Statutory Decision Feedback responses from BC (as required by STSA-BC SEA Appendix C s4.5 f) on 78 of the total 199 PRRO Final Responses issued. This is slight increase from 2024-25 when, at the time of that year's report writing, PRRO received Statutory Decision Feedback from BC on 72 referrals. Although these results are generally positive, looking at

Consensus results of a single year, within that year, is limited. A more insightful review is to look at all Consensus Results going back to the April 1, 2014, implementation of the first full STSA-BC SEA.

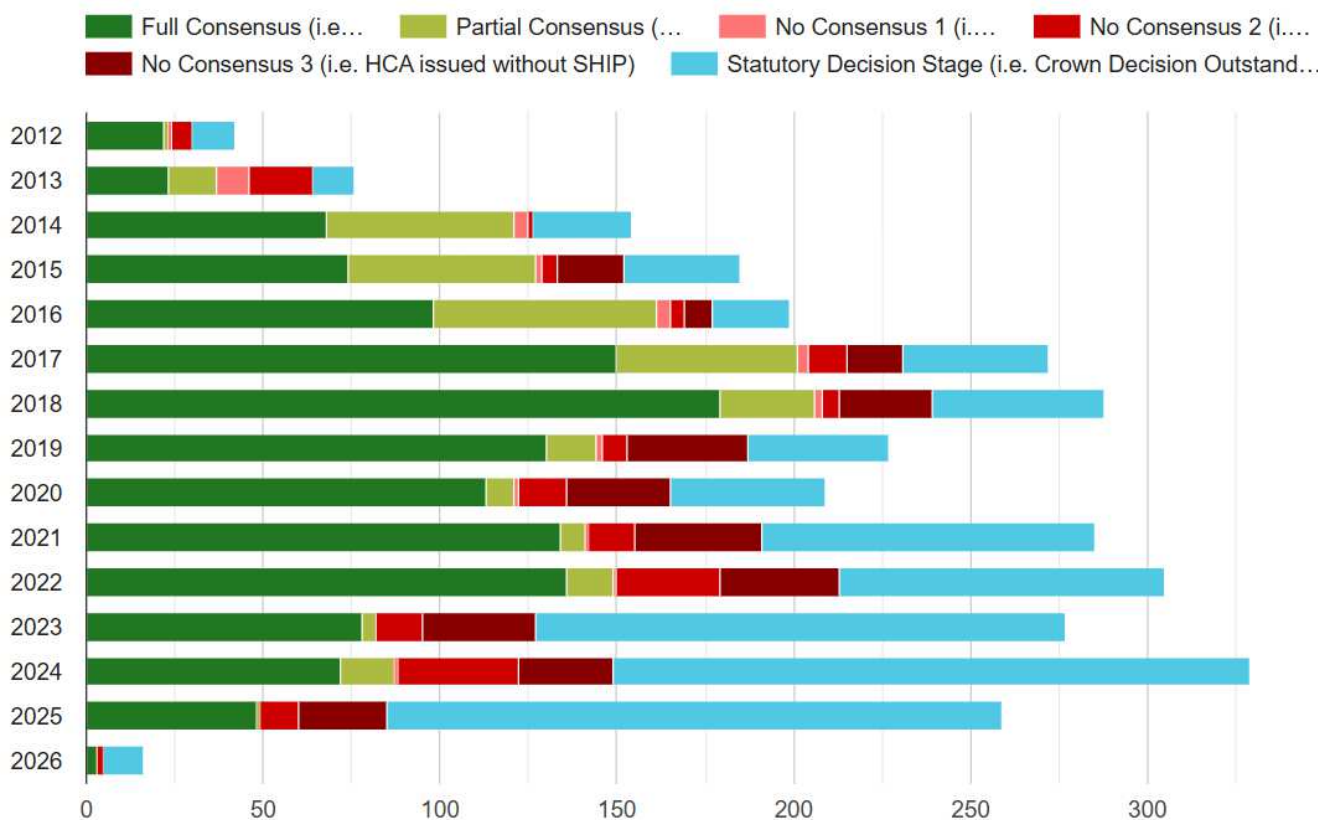


Fig. 1 – STSA-BC SEA annual referral distribution by consensus level

Fig. 1 shows Consensus decision-making results between STSA and BC throughout the STSA-BC SEA’s operational period. General trends observed are the increasing percentage of “Full Consensus”, reducing percentage of “Partial Consensus”, and a significant reduction of “No Consensus 1”. In 2014 alone, we saw four instances of No Consensus 1. From 2020 to 2026, a six-year span, we saw this same total of four instances. Interestingly, all four No Consensus 1 outcomes since 2020 have been from the mining sector, falling under either the BC Mines Act or BC Mineral Tenure Act. These are positive results that illustrate that when the STSA-BC SEA process is followed, results trend strongly towards “Full Consensus”; the total alignment of STSA and Crown Decisions.

Fig. 1 also displays those cases where the STSA-BC SEA process was not followed, and although a minority, they are worth considering in the interest of continuous improvement. The graph displays a trend towards increasing numbers of “No Consensus 2” (Crown Decision in isolation) since 2020. In these cases, PRRO received notice of the Crown Decision on an application prior to receipt of completion of the STSA-BC SEA engagement process, i.e. fulsome STSA engagement and STSA Decision Making did not occur prior to Crown Decision making. An analysis of these cases from 2020 to 2026 shows the majority falling under the BC Water Sustainability Act, with 88 of the 114 cases (77%). 11

cases (10%) are under BC Land Act, while 9 cases (8%) are under the BC Forest Act or BC Forest & Range Practices Act. 6 cases (5%) are under the BC Mines Act. The remainder are split across BC Environmental Management Act, BC Heritage Conservation Act, BC Integrated Pest Management Act, and BC Parks Act. Indigenous Consultation and Engagement is a required Crown Duty in S'ólh Téméxw whether a Strategic Engagement Agreement is in place or not, and we encourage our SEA Partners at BC to address this concerning trend. It is worth noting, particularly on the topic of BC Water Sustainability Act permitting, that in February 2025 the first meeting of the 'STSA – BC Water Stewardship Working Group' was held, comprised of staff from both PRRO, their colleagues from the Environment Stewardship and Resources Unit (ESRU) of the SRRMC, and BC, in the interest of addressing concerns around Water Stewardship in S'ólh Téméxw. These results will be discussed at that table.

Fig. 1 also shows the persistence of “No Consensus 3” (Heritage Conservation Act (HCA) permits issued without Stó:lō Heritage Investigation Permits, SHIPs). This is a long-standing issue the STSA and PRRO have been addressing with the BC Archaeological Branch.

Finally, Fig 1 shows those referrals that remain in “Statutory Decision Stage”, indicating there was an issued STSA Decision without a returned Crown Decision. PRRO understands Statutory Decisions may take a considerable period to complete, and so we expect some delay in receiving Statutory Decision Feedback; often referred to as ‘closing the loop’. Our STSA-BC SEA partners at the Ministry of Indigenous Relations and Reconciliation (IRR) and the Ministry of Water, Lands and Resource Stewardship (WLRS) have taken an active role in addressing the Statutory Decision Feedback issue. In 2023-24 and 2024-25, large-scale reviews of files in the Statutory Decision Stage were undertaken by BC, resulting in a notable reduction of cases. However, as seen above, there are still decade old cases of STSA decisions issued without Crown counterparts.

5. Building Relationships and Growth

S'ólh Téméxw, the shared territory of the Stó:lō, has the highest overlap complexity factor¹ in Canada. In the past this had been a complicating factor in engagement and consultative processes as government and industry navigated a diverse, often shifting consultative landscape of shared interests and rights. By funding the STSA's Indigenous Engagement Office, the PRRO, via the STSA-BC SEA, the task of navigating indigenous engagement in development referrals has been shifted to the Indigenous communities themselves; the people most adept at navigating their own systems.

Since its pilot in 2012, the STSA-BC SEA has shown that aside from the primary goal of standardizing and facilitating meaningful engagement between BC and the STSA, its greatest achievement has been in the strengthened relationship between the STSA communities and the

¹ “Overlap complexity factor” is a term referring the number of individual indigenous community areas of interest that overlap each other in a particular geographic region.

Government of British Columbia. As of 2026, there are multiple working relationships between PRRO and BC staff that span over a decade's worth of collaboration. This is how trust between Nations is built, reenforced, and solidified. It is relationship building at its most fundamental level.

Growing out of the STSA-BC SEA relationship, the Collaborative Stewardship Forum (CSF) between STSA and BC was launched in 2018-19. CSF seeks to further the STSA-BC relationship beyond the STSA-BC SEA and the inherently reactionary field of referral engagement, and into the realm of shared decision making. In 2025-26, CSF continues to pursue approximately 40 collaborative stewardship projects, of which 24 are currently active, under 8 major categories identified by the CSF working group, the Lets'emó:t Committee.

6. STSA Community Capacity and SEA Funding

With the implementation of the Spring 2024 STSA-BC SEA Amendment, STSA receives a total of \$2,100,000 in annual funding under the STSA-BC SEA, transferred in a single funding package in the interest of easing the administrative burden of multiple annual transfers. From this, STSA determined \$750,000 will be shared evenly among the 17 STSA-member communities to provide Community Capacity Funding.

The STSA-BC SEA, although an 'evergreen' agreement since the 2024 Amendment, operates on a three fiscal year funding cycle as this is the maximum window of time the BC Treasury Board may issue funding commitments. The current funding cycle extends from the 2023-24 fiscal year to 2025-26. As such, March 31st, 2026, is the official end date of this funding period. On March 19th, 2026, PRRO received notice from IRR that the STSA-BC SEA funding package has been confirmed for the next three-year funding cycle, 2026-27 through 2028-29, at the current rate of \$2.1 million per year. IRR has also notified PRRO the 2026 funding transfer may occur as late as July 2026.

In January 2026 STSA put forth a proposal for staged uplift funding for the STSA-BC SEA, to match the rate of inflation. Whereas under the current, confirmed funding model the total is \$2.1 million dollars per year, under this staged uplift model the STSA would receive \$2.3 million in year one, \$2.35 in year two, and \$2.4 million in year three. At the time of writing this negotiation is ongoing.

7. Conclusion

2026 marks the 14th year of the STSA-BC SEA. In terms of workload, it was the busiest year with 843 SEA referral submissions, equivalent to 3.4 per day or 1 new submission every 2 working hours. For over a decade the STSA-BC SEA has made significant progress in improving indigenous engagement in the challenging context of S'ólh Téméxw. Stó:lō territory has a unique density of First Nations. It is the most densely populated and economically diverse region in British Columbia, and it holds the largest port in Canada. The STSA-BC SEA therefore applies to more referrals of a more diverse nature, for a larger number of communities, than any other in British Columbia.

The core benefits of the STSA-BC SEA remain constant; the standardization of referral engagement in S'ólh Téméxw, a dedicated and specialized staff responding to every referral submission, and strengthened relationships between BC Ministries and the Stó:lō communities that form the STSA. As shown in [Appendix F](#), PRRO workload has steadily increased over time, from 237 submissions in 2014-15 to 843 in 2025-26; a 256% increase. The increase in STSA-BC SEA utilization speaks to its effectiveness. It can be stated with confidence that the referral process as outlined in the STSA-BC SEA has resulted in a level of quality, effectiveness, and depth of engagement previously unseen in S'ólh Téméxw. The STSA-BC SEA continues to deliver great value for investment. Given this, PRRO looks forward to ongoing growth and our commitment to support and facilitate meaningful engagement between BC and STSA.

Appendix A – 2025-26 STSA-BC SEA Member Communities

STSA Member First Nations		
Legal Spelling	Halq'eméylem Spelling	Tribal Affiliation
Aitchelitz	Āthelets	Ts'elxwéyeqw Tribe
Chawathil	Chowéthel	Tíyt Tribe
Cheam	Xwchíyò:m	Pelólxw Tribe
Kwaw'Kwaw'Apilt	Kwaw'Kwaw'Apilt	Pelólxw Tribe
Sq'éwlets (Scowlitz)	Sq'éwlets	Sq'éwlets
Seabird Island	Seabird Island	Tíyt Tribe
Shxwowhamel	Shxw'ōwhámél	Tíyt Tribe
Skway	Shxwhá:y Village	Ts'elxwéyeqw Tribe
Skawahlook	Sq'ewá:lxw	Tíyt Tribe
Skowkale	Sq'ewqéyl	Ts'elxwéyeqw Tribe
Skwah	Sqwá	Pelólxw Tribe
Soowahlie	Th'ewá:li	Ts'elxwéyeqw Tribe
Squiala	Sxwoyehálá	Ts'elxwéyeqw Tribe
Sumas	Semá:th	Semá:th
Tzeachten	Ch'íyáqtel	Ts'elxwéyeqw Tribe
Yakweakwioose	Yeqwyeqwí:ws	Ts'elxwéyeqw Tribe
Yale	Yale First Nation	Tíyt Tribe

Appendix B – STSA-BC SEA Implementation Plan

S’ólh Téméxw Stewardship Alliance Member First Nations

and the Province of British Columbia

S’ólh Téméxw Stewardship Alliance – British Columbia

Strategic Engagement Agreement

(STSA-BC SEA) Implementation Plan

2025/26 – 14th Year

Endorsed by:

Date:

David Schaepe, Co-Chair
 Government-to-Government Forum Working Group
 Director, S’ólh Téméxw Stewardship Alliance

John-Michael McColl, Co-Chair
 Government-to-Government Forum Working Group
 Regional Executive Director, Ministry of Indigenous Relations and
 Reconciliation, South Coast

ORIGINAL DOCUMENT WILL BE SIGNED

Received high-level endorsement from the STSA-BC SEA G2G Working Group on _____. Updated by SEA Tech Team **April 8, 2026**. Presented to Project Management Team on _____.

Task	SEA Section	Lead	Status	Notes
[1] Implementation Plan <ol style="list-style-type: none"> Draft a new annual implementation plan. Seek Co-Chairs endorsement on implementation plan. Update and review the plan throughout the year. 	9.1, 9.3	SEA Working Group & Technical Team	Annually	[2026-04-08] Implementation plan was drafted and closed out.
[2] G2G Forum Meetings <ol style="list-style-type: none"> Hold Technical Team check-ins, as needed. Hold three Working Group meetings, as needed. Hold a Project Management Team meeting in advance of Working Group meetings. Hold one Annual Executive Government-to-Government meeting. 	3.4a, 3.4b, 3.4c	SEA Technical Team	Annually	[2026-04-08] Annual G2G meeting occurred on September 12 th 2025.
[3] Funding & Reporting <ol style="list-style-type: none"> File the 2025-2026 Performance Management Annual Report by March 25th 2026. Submit the 2025-2026 Implementation Plan as a deliverable to release the 2026-2027 Annual Funding. Seek a new 3-year funding mandate for 2026-2027, 2027-2028, and 2028-2029. 	11 & 12	SEA Technical Team		[2026-04-08] Drafted the Annual Report. Funding mandate renewed for 3 fiscal years FY2026-27 to FY2028-29. The report and implementation plan will be completed and ready for submission to release annual funding for FY2026-27.
[4] Evaluation <ol style="list-style-type: none"> Conduct an STSA Qualitative Survey. Conduct an Agency Survey. 	16.3	SEA Technical Team		[2026-04-08] Defer to next fiscal year.
[5] Training <ol style="list-style-type: none"> Hold training sessions for Provincial and PRRO staff, as needed. Investigate holding a Placenames Tour. 	N/A	SEA Technical Team		[2026-04-08] Continue investigating how to conduct a Placenames Tour in the future. Held training sessions with Mineral Claims staff at Ministry of Mining and Critical Minerals (MCM) and PRRO staff throughout the year.
[6] Strategic Topics <ol style="list-style-type: none"> Review and amend the list of Strategic Topics, as needed. Continue conversations with the Ministry of Transportation and Transit (MOTT). Explore conversations with Ministry of Agriculture and Food (MAF). Explore conversations with local government. Continue exploring water stewardship topics through the STSA-BC SEA-CISF Water Stewardship Working Group. 	Appendix E	SEA Technical Team		[2026-04-08] Conversations with MAF re: water use, evolved into establishing the STSA-BC SEA-CSF Water Stewardship Working Group. STSA need for MOTT to join SEA is ongoing. Local Government lack of Crown Consultative Duty is an ongoing concern for STSA.
[7] Engagement Framework <ol style="list-style-type: none"> Review and update the Engagement Framework, as needed. 	Appendix C	SEA Technical Team	Ongoing	[2026-04-08] Will need updating after developments at the STSA-BC SEA-CSF Water Stewardship Working Group.

Task	SEA Section	Lead	Status	Notes
				Potential edits to Engagement Matrix re: Forest License Transfers. Mineral Claims process to be fleshed out in descriptive language. Gravel extraction quantity and engagement level review needed.
[8] Heritage Conservation Act (HCA) <ol style="list-style-type: none"> Continue conversations on Sto:lo Heritage Implementation Permits and areas of possible alignment with Provincial permitting systems to reduce the number of non-consensus instances. Confirm the term extension of the HCA Section 4 Agreement for ongoing implementation within the STSA-BC SEA. 	Appendix C	SEA Technical Team	Ongoing	[2026-04-08] PRRO connected with ARCH Branch to understand high number of non-consensus on Archaeology referrals. Conversations continue on possible alignment with SHIPs. HCA Section 4 pilot was extended.
[9] Water Sustainability Act Batching <ol style="list-style-type: none"> Continue work on the Existing Groundwater Wells Inventory. 	Appendix C	SEA Technical Team	Ongoing	[2026-04-08] Work is being addressed at the STSA-BC SEA-CSF Water Stewardship Working Group.
[10] Pest Management Act <ol style="list-style-type: none"> Pesticide-specific working group is being developed collaboratively between PRRO and CISF Forest Operational Guidelines (FOG) to discuss issues/concerns. 	Appendix C	SEA Technical Team	Confirm status with the CSF FOG team	[2026-04-08] The working group was established. Outcome: jointly developed implementation guideline. Next steps: evaluate effectiveness of guideline in the FOG showing up in SEA referrals. Consider removing this item from next year's implementation plan.
[11] Mineral Tenure Act <ol style="list-style-type: none"> PRRO, MCM, and MIRR to investigate any implications of the Mineral Claims Consultation Framework to the STSA-BC SEA. 	Appendix C	SEA Technical Team	Ongoing	[2026-04-08] MCM, IRR and PRRO held meetings to discuss how to incorporate provincial process on mineral claims into the SEA. Conversations are ongoing. MCM batched mineral tenure submissions suffer communications issues, duplicated accounts, and a lack of response to PRRO reports, emails, and queries. This needs to be addressed. Also, requires specific new entry into Engagement Matrix.
[12] "Closing the Loop" – Post-decision follow-up <ol style="list-style-type: none"> Continue tracking decisions coming back from the Province. Work with the First Nations Relations Team (WLRS) to continue "closing the loop" on outstanding decisions. 	Appendix G	SEA Technical Team	Ongoing	[2026-04-08] Reconnect the FNLT and PRRO teams as there have been staff changes.
[13] Guardians - Monitoring Post-Decision <ol style="list-style-type: none"> Continue implementation of S'ólh Téméxw Guardians connection to the SEA in monitoring after a decision has been made on an Application (e.g. CSF and FN Guardian program). 	Appendix C	SEA Technical Team	Ongoing	[2026-04-08] Need further integration and activation of Guardians into post-decision monitoring, looking at compliance with approval conditions.

Appendix C – STSA-BC SEA Performance Measure Targets

PM#	Measure	Target
PM1	% of referrals where Final Engagement Level is adjusted from Preliminary Engagement Level	Final Engagement Level adjusted from Preliminary Engagement Level for $\leq 20\%$ of Referrals.
PM2	% of referrals where final response timelines are met.	The PRRO will forward a final response to the Provincial Agency within the prescribed timelines in the EF for 80% of Referrals.
PM3	% of referrals with response timelines modified by PRRO.	The PRRO may identify revisions to the timeframe for up to 10% of Referrals.
PM4	% of referrals with response timelines modified by Provincial Agencies.	A Provincial Agency may identify revisions to the timeframe for up to 10% of Referrals.
PM5	Number of referral letters required for any given authorization/project before the pilot compared to number of referral letters required after the pilot.	For authorizations/projects within the pilot boundary, one referral letter for all signatory FN.
PM6	Qualitative survey with questions related to the quality of engagement process (using a 1-5 scale).	The signatory First Nations and Provincial Agencies will experience an increase in satisfaction with the quality of the engagement process.
PM7	Qualitative survey with questions related to the quality of referral responses (using a 1-5 scale).	The preliminary and final response will provide the First Nations and Provincial Agencies with information for consultation.

Appendix D – Annual Performance Measures Report

Performance Measures Report

Generated: March 13, 2026

Includes: Referrals that are type STSA SEA and first notification date feb 28 2025 to march 1 2026

Summary Data

Indicator	Count
Working Days	250
Total Referrals Received by PRRO	843
Referrals Received per Working Day	3.37
Hours of Engagement	Duration
Work on Referral 611124	28 minutes
Submission Acceptance	
Delayed by Incomplete Submission	16
Not Delayed	827
Publication	
Currently Awaiting Publication	1
Met Publication Due Date	799
Exceeded Publication Due Date	43
Referral Status	
Analysis Stage	31
Awaiting Analysis Response	73
Awaiting SHIP Stage	149
Engagement Stage	11
Statutory Decision Stage	151
Statutory Decision Received	53
Awaiting Validation	25
Decision Made Without Final Response	25
Deferred	275
Cancelled	28
Info Sharing	19
Final Engagement Level	
Level 0 - Information Upon Request	<input type="text"/>
Level 1 - Limited	164
Level 2 - Standard	603
Level 3 - Extensive	34
Level 4 - Major Projects	6

Referrals Per STSA Community

Aitchelitz	93
Chawathil	207
Cheam	147
Kwaw-Kwaw-A-Pilt	176
Seabird Island	194
Semá:th	114
Shxwhà:y Village	93
Shxw'ōwhámél	183
Skowkale	93
Skwah	177
Soowahlie	93
Sq'ewá:lxw	133
Sq'éwlets	80
Squiala	93
Ts'elxwéyeqw	93
Tzeachten	93
Yakweakwoose	93
Yale	112

Referrals Per Non-STSA Community

Boston Bar	153
Douglas First Nation	98
Hul'qumi'num Treaty Group	62
Inshuck	103
Katzie	225
Kwantlen	291
Kwikwetlem	79
Leq'á:mél	170
Lyackson	22
Matsqui	195
Musqueam	286
Nlaka'pamux Tribal Council	22
Peters	249
Popkum	249
Skw̓wú7mesh	153
Stó:lō Nation	22
Stó:lō Tribal Council	242
Stó:lō Xwexwilmexw Government (SXG)	61
Sts'ailes	158
Stz'uminus	22
Te'mexw Treaty Association	22
Thompson	149
Tsawwassen	211
Tsleil-Waututh	357
Union Bar	183
Upper Similkameen	52

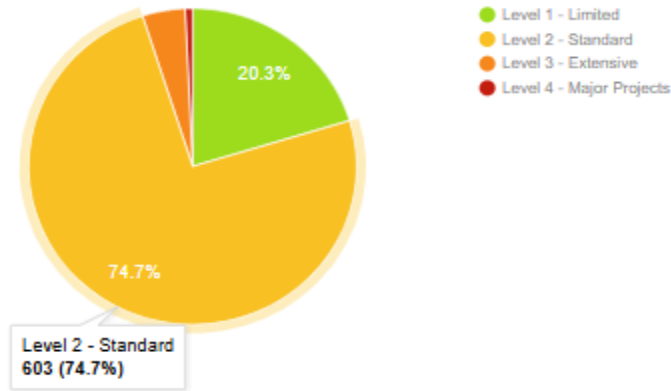


Figure 1: Referral distribution by Final Engagement Level

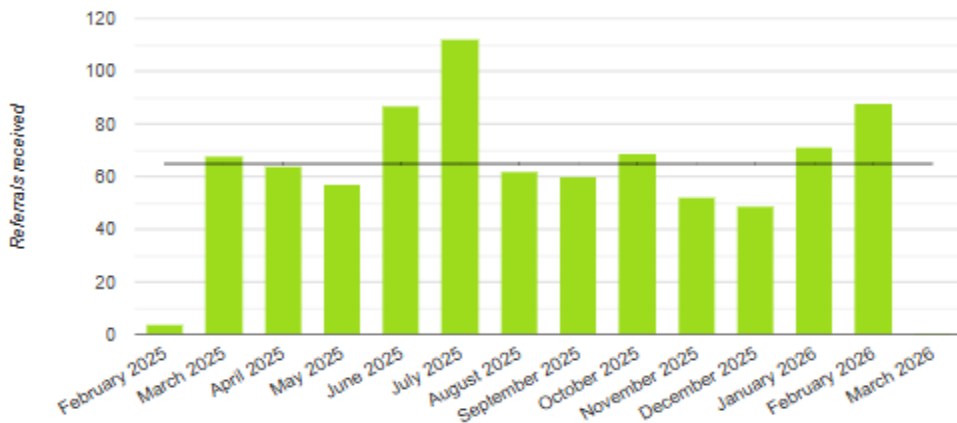


Figure 2: Referrals received over time

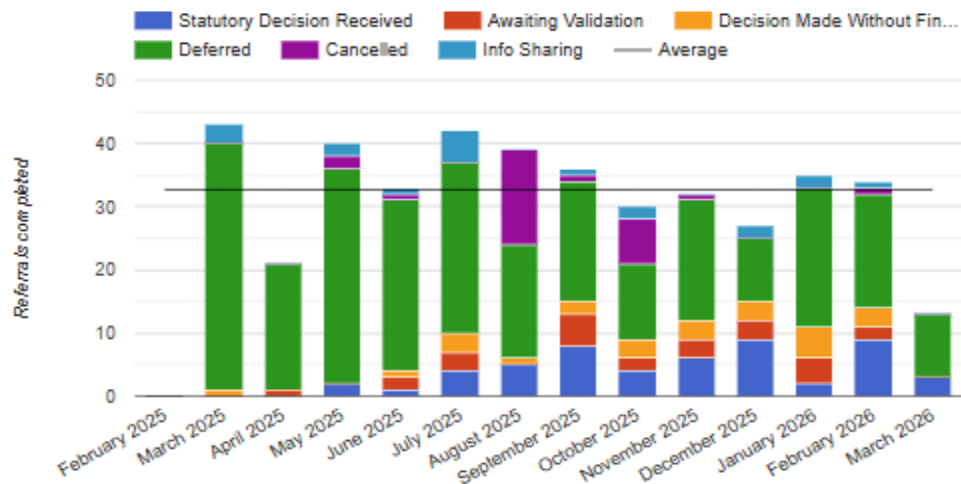


Figure 3: Referrals completed over time

Engagement Level Modification Frequency

Measure

Percentage of referrals where Final Engagement Level is adjusted from Preliminary Engagement Level. (measure includes only those referrals for which the Analysis Stage has been completed)

Target

Final Engagement Level adjusted from Preliminary Engagement level for no more than 20% of referrals.

Preliminary Engagement Level	Result	Status
Level 1 - Limited	7% (5 of 71)	
Level 2 - Standard	1% (5 of 410)	
Level 3 - Extensive	11% (2 of 19)	
Level 4 - Major Projects	0% (0 of 5)	
Total	2% (12 of 506)	

Table 5

Response Times

Measure

Percentage of referrals where referral response timelines were met. (measure includes only those referrals for which the Analysis Stage has been completed)

Target

PRRO will forward final response to the Provincial Agency within prescribed timelines in Engagement Framework for 80% of referrals

Preliminary Response Timelines Met

Final Engagement Level	Result	Status
Level 1 - Limited	89% (59 of 66) <small>0 referred</small>	
Level 2 - Standard	83% (109 of 131) <small>22 referred</small>	
Level 3 - Extensive	90% (18 of 20) <small>2 referred</small>	
Level 4 - Major Projects	83% (5 of 6) <small>1 referred</small>	
Government Statute	Result	Status
BC Dike Maintenance Act	100% (6 of 6) <small>0 referred</small>	
BC Environmental Assessment Act (EAO)	50% (2 of 4) <small>2 referred</small>	
BC Environmental Management Act	100% (5 of 5) <small>0 referred</small>	
BC Forest Act	92% (44 of 48) <small>4 referred</small>	
BC Forest and Range Practices Act	90% (46 of 51) <small>5 referred</small>	
BC Heritage Conservation Act (HCA)	67% (6 of 9) <small>3 referred</small>	
BC Hydro And Power Authority Act	83% (40 of 48) <small>8 referred</small>	
BC Integrated Pest Management Act	100% (3 of 3) <small>0 referred</small>	
BC Land Act	83% (24 of 29) <small>5 referred</small>	
BC Mineral Tenure Act	50% (3 of 6) <small>3 referred</small>	
BC Mines Act	89% (8 of 9) <small>1 referred</small>	
BC Ministry of Lands, Parks and Housing Act	100% (1 of 1) <small>0 referred</small>	
BC Park Act	100% (4 of 4) <small>0 referred</small>	
BC Protected Areas of British Columbia Act	100% (1 of 1) <small>0 referred</small>	
BC Water Sustainability Act (WSA)	83% (40 of 48) <small>8 referred</small>	
BC Wildlife Act	75% (3 of 4) <small>1 referred</small>	
Canadian Energy Regulator Act	100% (1 of 1) <small>0 referred</small>	
Impact Assessment Act	100% (2 of 2) <small>0 referred</small>	
Total	86% (192 of 224) <small>32 referred</small>	

Table 6

Final Response Timelines Met












Final Engagement Level	Result	Status
Level 1 - Limited	88% (35 of 40) 5 unmet	
Level 2 - Standard	86% (193 of 225) 32 unmet	
Level 3 - Extensive	83% (10 of 12) 2 unmet	
Level 4 - Major Projects	100% (0 of 0) 0 unmet	
Government Statute	Result	Status
BC Dike Maintenance Act	67% (2 of 3) 1 unmet	
BC Environmental Assessment Act (EAO)	0% (0 of 1) 1 unmet	
BC Environmental Management Act	100% (2 of 2) 0 unmet	
BC Forest Act	73% (52 of 71) 19 unmet	
BC Forest and Range Practices Act	79% (67 of 85) 18 unmet	
BC Heritage Conservation Act (HCA)	98% (89 of 91) 2 unmet	
BC Hydro And Power Authority Act	95% (20 of 21) 1 unmet	
BC Integrated Pest Management Act	100% (1 of 1) 0 unmet	
BC Land Act	75% (15 of 20) 5 unmet	
BC Mineral Tenure Act	100% (2 of 2) 0 unmet	
BC Mines Act	50% (1 of 2) 1 unmet	
BC Ministry of Lands, Parks and Housing Act	100% (1 of 1) 0 unmet	
BC Park Act	100% (2 of 2) 0 unmet	
BC Protected Areas of British Columbia Act	100% (1 of 1) 0 unmet	
BC Water Sustainability Act (WSA)	84% (31 of 37) 6 unmet	
BC Wildlife Act	67% (2 of 3) 1 unmet	
Canadian Energy Regulator Act	100% (1 of 1) 0 unmet	
Impact Assessment Act	100% (2 of 2) 0 unmet	
Total	86% (238 of 277) 39 unmet	

Table 7

Overdue Final Responses

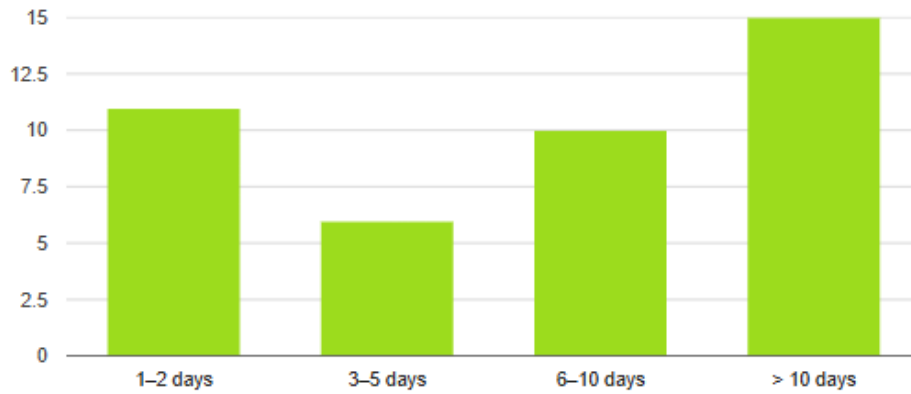


Figure 4: Referral distribution by the amount of time the Engagement Stage is overdue

Days Overdue	Result
1-2 days	26% (11 of 42)
3-5 days	14% (6 of 42)
6-10 days	24% (10 of 42)
> 10 days	36% (15 of 42)

Table 9

Timelines Modified by PRRO

Measure

Percentage of referrals with response times modified by Stó:lō to the number of referrals for each engagement level.

Target

Stó:lō may identify revisions to the response timelines for up to 10% of referrals.

Final Engagement Level	Result	Status
Level 1 - Limited	6% (4 of 66) 62 unmodified	
Level 2 - Standard	1% (6 of 411) 405 unmodified	
Level 3 - Extensive	10% (2 of 20) 18 unmodified	
Level 4 - Major Projects	17% (1 of 6) 5 unmodified	
Total	3% (13 of 506) 493 unmodified	

Table 10

Timeline Modified by Provincial Agencies

Measure

Percentage of referrals with response times modified by Provincial Agencies to the number of referrals for each engagement level. (measure includes only those referrals for which the Analysis Stage has been completed)

Target

Provincial Agencies may identify revisions to the response timelines for up to 10% of referrals.

Final Engagement Level	Result	Status
Level 1 - Limited	0% (0 of 66) 66 unmodified	
Level 2 - Standard	0% (1 of 411) 410 unmodified	
Level 3 - Extensive	0% (0 of 20) 20 unmodified	
Level 4 - Major Projects	0% (0 of 6) 6 unmodified	
Total	0% (1 of 506) 505 unmodified	

Table 11

Time Awaiting Statutory Decision Feedback

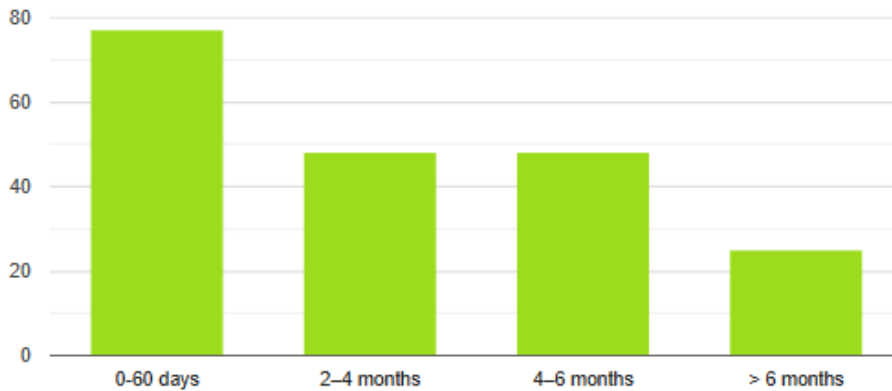


Figure 5: Referral distribution by the amount of time spent in the Statutory Decision Stage

Days	Result
0-60 days	39% (77 of 198)
2-4 months	24% (48 of 198)
4-6 months	24% (48 of 198)
> 6 months	13% (25 of 198)

Table 13

SEA Zone B Deferrals

Measure

Percentage of referrals from SSEA Zone B that are deferred.

Target

PRRO will defer 90% of Zone B referrals.

Government Statute	Result	Status
BC Forest and Range Practices Act	100% (1 of 1) 0 unmet	
BC Hydro And Power Authority Act	100% (3 of 3) 0 unmet	
BC Integrated Pest Management Act	100% (1 of 1) 0 unmet	
BC Land Act	100% (2 of 2) 0 unmet	
BC Water Sustainability Act (WSA)	100% (12 of 12) 0 unmet	
Canadian Environmental Assessment Act	100% (1 of 1) 0 unmet	
Total	100% (19 of 19) 0 unmet	

Table 14

Consensus

Referral Consensus By Level

Consensus Level	Result
Full Consensus (i.e. STSA Decision and Crown Decision aligned; all STSA Conditions met)	59% (46 of 78)
Partial Consensus (i.e. STSA Decision and Crown Decision aligned; not all STSA Conditions met)	1% (1 of 78)
No Consensus 1 (i.e. STSA Decision and Crown Decision unaligned)	0% (0 of 78)
No Consensus 2 (i.e. Crown Decision made without STSA Decision)	14% (11 of 78)
No Consensus 3 (i.e. HCA issued without SHIP)	26% (20 of 78)

Table 15

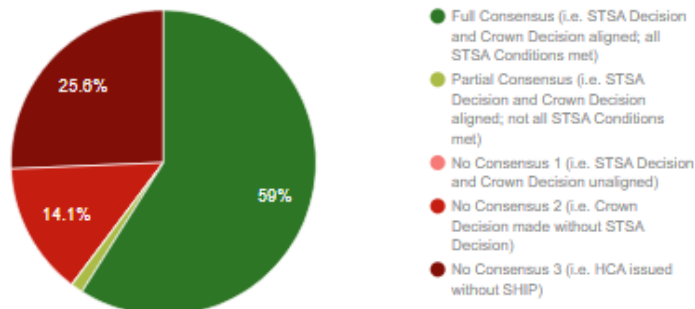


Figure 6: Referral distribution by consensus level

Agency Specific Data

Referrals received during reporting period

Government Statute	Final Engagement Level					Total
	Level 0 - Information Upon Request	Level 1 - Limited	Level 2 - Standard	Level 3 - Extensive	Level 4 - Major Projects	
BC Dike Maintenance Act	<input type="text"/>	8	10	0	0	18
BC Environmental Assessment Act (EAO)	<input type="text"/>	0	4	0	3	7
BC Environmental Management Act	<input type="text"/>	5	4	4	0	13
BC Forest Act	<input type="text"/>	4	83	7	0	94
BC Forest and Range Practices Act	<input type="text"/>	8	103	5	0	116
BC Heritage Conservation Act (HCA)	<input type="text"/>	1	242	0	2	245
BC Hydro And Power Authority Act	<input type="text"/>	47	23	0	2	72
BC Integrated Pest Management Act	<input type="text"/>	2	5	0	0	7
BC Land Act	<input type="text"/>	29	30	6	0	65
BC Mineral Tenure Act	<input type="text"/>	2	13	0	0	15
BC Mines Act	<input type="text"/>	2	17	5	0	24
BC Ministry of Lands, Parks and Housing Act	<input type="text"/>	0	1	2	0	3
BC Park Act	<input type="text"/>	1	11	0	0	12
BC Protected Areas of British Columbia Act	<input type="text"/>	0	1	0	0	1
BC Water Sustainability Act (WSA)	<input type="text"/>	63	147	11	0	221
BC Wildlife Act	<input type="text"/>	3	2	0	0	5

Table 17

Appendix E – Past Performance Measures Tables

Table 2: Performance Measures Report Summary 2014-2015 (Results as of March 31st, 2015)

Performance Measure	Count	Target	PM Status
Total STSA-BC SEA Referrals	241	n/a	n/a
Met Publication Due Date	93% (223 of 241*)	undefined	n/a
PM1: Engagement Level Modification Frequency	6% (12 of 190)	< 20%	Met
PM2: Final Response Timelines Met	70% (96 of 138)	≥ 80%	Not Met
PM3: Timelines Modified by PRRO	14% (26 of 190)	≤ 10%	Met
PM4: Timelines Modified by Provincial Agencies	5% (9 of 190)	≤ 10%	Met

Table 3: Performance Measures Report Summary 2015-2016 (Results as of Feb 29th, 2016)

Performance Measure	Count	Target	PM Status
Total STSA-BC SEA Referrals	310	n/a	n/a
Met Publication Due Date	80% (204 of 255*)	undefined	n/a
PM1: Engagement Level Modification Frequency	4% (8 of 197)	< 20%	Met
PM2: Final Response Timelines Met	81% (114 of 140)	≥ 80%	Met
PM3: Timelines Modified by PRRO	10% (19 of 197)	≤ 10%	Met
PM4: Timelines Modified by Provincial Agencies	1% (2 of 197)	≤ 10%	Met
Decision-Making Consensus Level	Count	Target	PM Status
Full Consensus	70% (16 of 23)	undefined	n/a
Partial Consensus	30% (7 of 23)	undefined	n/a
No Consensus	0% (0 of 23)	undefined	n/a

Table 4: Performance Measures Report Summary 2016-2017 (Results as of Feb 28th, 2017)

Performance Measure	Count	Target	PM Status
Total STSA-BC SEA Referrals	332	n/a	n/a
Met Publication Due Date	78% (200 of 255*)	undefined	n/a
PM1: Engagement Level Modification Frequency	4% (10 of 240)	< 20%	Met
PM2: Final Response Timelines Met	89% (150 of 168)	≥ 80%	Met
PM3: Timelines Modified by PRRO	11% (27 of 240)	≤ 10%	Not Met
PM4: Timelines Modified by Provincial Agencies	3% (6 of 240)	≤ 10%	Met
Decision-Making Consensus Level	Count	Target	PM Status
Full Consensus	51% (23 of 45)	undefined	n/a
Partial Consensus	47% (21 of 45)	undefined	n/a
No Consensus	2% (1 of 45)	undefined	n/a

Table 5: Performance Measures Report Summary 2017-2018 (Results as of March 22nd, 2018)

Performance Measure	Count	Target	PM Status
Total STSA-BC SEA Referrals	446	n/a	n/a
Met Publication Due Date	74% (239 of 324*)	undefined	n/a
PM1: Engagement Level Modification Frequency	8% (25 of 295)	< 20%	Met
PM2: Final Response Timelines Met	80% (163 of 205)	≥ 80%	Met
PM3: Timelines Modified by PRRO	16% (48 of 295)	≤ 10%	Not Met
PM4: Timelines Modified by Provincial Agencies	1% (3 of 295)	≤ 10%	Met
Decision-Making Consensus Level	Count	Target	PM Status
Full Consensus	63% (67 of 107)	undefined	n/a
Partial Consensus	28% (30 of 107)	undefined	n/a

No Consensus 1	0% (0 of 107)	undefined	n/a
No Consensus 2	9% (10 of 107)	undefined	n/a

Table 6: Performance Measures Report Summary 2018-2019 (Results as of March 1st, 2019)

Performance Measure	Count	Target	PM Status
Total STSA-BC SEA Referrals	575	n/a	n/a
Met Publication Due Date	93% (423 of 456*)	undefined	n/a
PM1: Engagement Level Modification Frequency	4% (12 of 297)	< 20%	Met
PM2: Final Response Timelines Met	73% (178 of 245)	≥ 80%	Not Met
PM3: Timelines Modified by PRRO	11% (32 of 297)	≤ 10%	Not Met
PM4: Timelines Modified by Provincial Agencies	<1% (1 of 297)	≤ 10%	Met
Decision-Making Consensus Level	Count	Target	PM Status
Full Consensus	67% (64 of 95)	undefined	n/a
Partial Consensus	14% (13 of 95)	undefined	n/a
No Consensus 1	0% (0 of 95)	undefined	n/a
No Consensus 2	19% (18 of 95)	undefined	n/a

Table 7: Performance Measures Report Summary 2019-2020 (Results as of Jan 13th, 2020)

Performance Measure	Count	Target	PM Status
Total SSEA Referrals	563	n/a	n/a
Met Publication Due Date	97% (500 of 514*)	undefined	n/a
PM1: Engagement Level Modification Frequency	3% (10 of 293)	< 20%	Met
PM2: Final Response Timelines Met	82% (178 of 245)	≥ 80%	Met
PM3: Timelines Modified by PRRO	1% (3 of 293)	≤ 10%	Met
PM4: Timelines Modified by Provincial Agencies	0% (0 of 293)	≤ 10%	Met
Decision-Making Consensus Level	Count	Target	PM Status
Full Consensus	87% (33 of 38)	undefined	n/a
Partial Consensus	13% (5 of 38)	undefined	n/a
No Consensus 1	0% (0 of 38)	undefined	n/a
No Consensus 2	0% (0 of 38)	undefined	n/a

Table 8: Performance Measures Report Summary 2020-2021 (Results as of April 6th, 2021)

Performance Measure	Count	Target	PM Status
Total STSA-BC SEA Referrals	591	n/a	n/a
Met Publication Due Date	96% (569 of 591*)	undefined	n/a
PM1: Engagement Level Modification Frequency	3% (8 of 318)	< 20%	Met
PM2: Final Response Timelines Met	84% (163 of 195)	≥ 80%	Met
PM3: Timelines Modified by PRRO	3% (10 of 318)	≤ 10%	Met
PM4: Timelines Modified by Provincial Agencies	0% (1 of 318)	≤ 10%	Met
Decision-Making Consensus Level	Count	Target	PM Status
Full Consensus	85% (28 of 33)	undefined	n/a
Partial Consensus	3% (1 of 33)	undefined	n/a
No Consensus 1	0% (0 of 33)	undefined	n/a
No Consensus 2	12% (4 of 33)	undefined	n/a

Table 9: Performance Measures Report Summary 2021-22 (Results as of March 10th, 2022)

Performance Measure	Count	Target	PM Status
Total STSA-BC SEA Referrals	678	n/a	n/a

Met Publication Due Date	94% (637 of 678*)	undefined	n/a
PM1: Engagement Level Modification Frequency	3% (13 of 402)	< 20%	Met
PM2: Final Response Timelines Met	89% (270 of 303)	≥ 80%	Met
PM3: Timelines Modified by PRRO	10% (39 of 402)	≤ 10%	Met
PM4: Timelines Modified by Provincial Agencies	0% (0 of 388)	≤ 10%	Met
Decision-Making Consensus Level	Count	Target	PM Status
Full Consensus	77% (63 of 82)	undefined	n/a
Partial Consensus	0% (0 of 82)	undefined	n/a
No Consensus 1	0% (0 of 82)	undefined	n/a
No Consensus 2	23% (19 of 82)	undefined	n/a

Table 10: Performance Measures Report Summary 2022-23 (Results as of March 29th, 2023)

Performance Measure	Count	Target	PM Status
Total STSA-BC SEA Referrals	580	n/a	n/a
Met Publication Due Date	87% (506 of 580)	undefined	n/a
PM1: Engagement Level Modification Frequency	2% (7 of 331)	< 20%	Met
PM2: Final Response Timelines Met	85% (189 of 223)	≥ 80%	Met
PM3: Timelines Modified by PRRO	8% (28 of 331)	≤ 10%	Met
PM4: Timelines Modified by Provincial Agencies	0% (0 of 331)	≤ 10%	Met
Decision-Making Consensus Level	Count	Target	PM Status
Full Consensus	72% (50 of 69)	undefined	n/a
Partial Consensus	6% (4 of 69)	undefined	n/a
No Consensus 1	2% (1 of 69)	undefined	n/a
No Consensus 2	20% (14 of 69)	undefined	n/a

Table 11: Performance Measures Report Summary 2023-24 (Results as of March 1st, 2024)

Performance Measure	Count	Target	PM Status
Total STSA-BC SEA Referrals	686	n/a	n/a
Met Publication Due Date	97% (667 of 686)	undefined	n/a
PM1: Engagement Level Modification Frequency	4% (17 of 404)	< 20%	Met
PM2: Final Response Timelines Met	83% (207 of 249)	≥ 80%	Met
PM3: Timelines Modified by PRRO	8% (34 of 404)	≤ 10%	Met
PM4: Timelines Modified by Provincial Agencies	<1% (2 of 404)	≤ 10%	Met
Decision-Making Consensus Level	Count	Target	PM Status
Full Consensus	60% (39 of 65)	undefined	n/a
Partial Consensus	0% (0 of 65)	undefined	n/a
No Consensus 1 – Decisions Unaligned	0% (0 of 65)	undefined	n/a
No Consensus 2 – Crown Decision w/o STSA	18% (12 of 65)	undefined	n/a
No Consensus 3 – HCA w/o SHIP	22% (14 of 65)	undefined	n/a

Table 12: Performance Measures Report Summary 2024-25 (results as of March 11st, 2025)

Performance Measure	Count	Target	PM Status
Total STSA-BC SEA Referrals	717	n/a	n/a
Met Publication Due Date	97% (692 of 720)	undefined	n/a
PM1: Engagement Level Modification Frequency	5% (23 of 427)	< 20%	Met
PM2: Final Response Timelines Met	83% (196 of 235)	≥ 80%	Met
PM3: Timelines Modified by PRRO	16% (69 of 427)	≤ 10%	Met
PM4: Timelines Modified by Provincial Agencies	<1% (1 of 427)	≤ 10%	Met

Decision-Making Consensus Level	Count	Target	PM Status
Full Consensus	47% (34 of 72)	undefined	n/a
Partial Consensus	10% (7 of 72)	undefined	n/a
No Consensus 1 – Decision Unaligned	0% (0 of 65)	undefined	n/a
No Consensus 2 – Crown Decision w/o STSA	32% (23 of 72)	undefined	n/a
No Consensus 3 – HCA without SHIP	11% (8 of 72)	undefined	n/a

Appendix F - Graph of Total Referrals at PRRO

