

STSA SEA 2023-2024 Fiscal Year Annual Report:

Preface & Executive Summary

Purpose:

Since its launch in 2012, a S'ólh Téméxw Stewardship Alliance Strategic Engagement Agreement (STSA SEA) Fiscal Year Annual Report has been drafted yearly to document and track the progress of the STSA SEA, held between the Province of British Columbia and the Stó:lō First Nations of the STSA. This Executive Summary condenses that report into brief format.

Summary:

2023-24 was a positive year for the S'ólh Téméxw Stewardship Alliance (STSA), People of the River Referrals Office (PRRO), and our partners at the BC Ministries. With the Covid-19 pandemic largely behind us, we are happy to report that as of March 2024, the S'ólh Téméxw Stewardship Alliance Strategic Engagement Agreement (STSA SEA) has been updated with a substantial new Amendment, PRRO are maintaining a fulsome staffing capacity and are looking towards further growth, and with a membership of seventeen, more Stó:lō communities than ever before are officially part of the STSA. This fifth year of the second term of the STSA SEA has yielded positive statics as well. This is a testament to the hard work and expertise of the PRRO staff. As seen in the below table, all PRRO Performance Targets as defined in the STSA SEA were met.

Table 1: Performance Measures Report Summary 2023-24 (Results as of March. 1st, 2024)

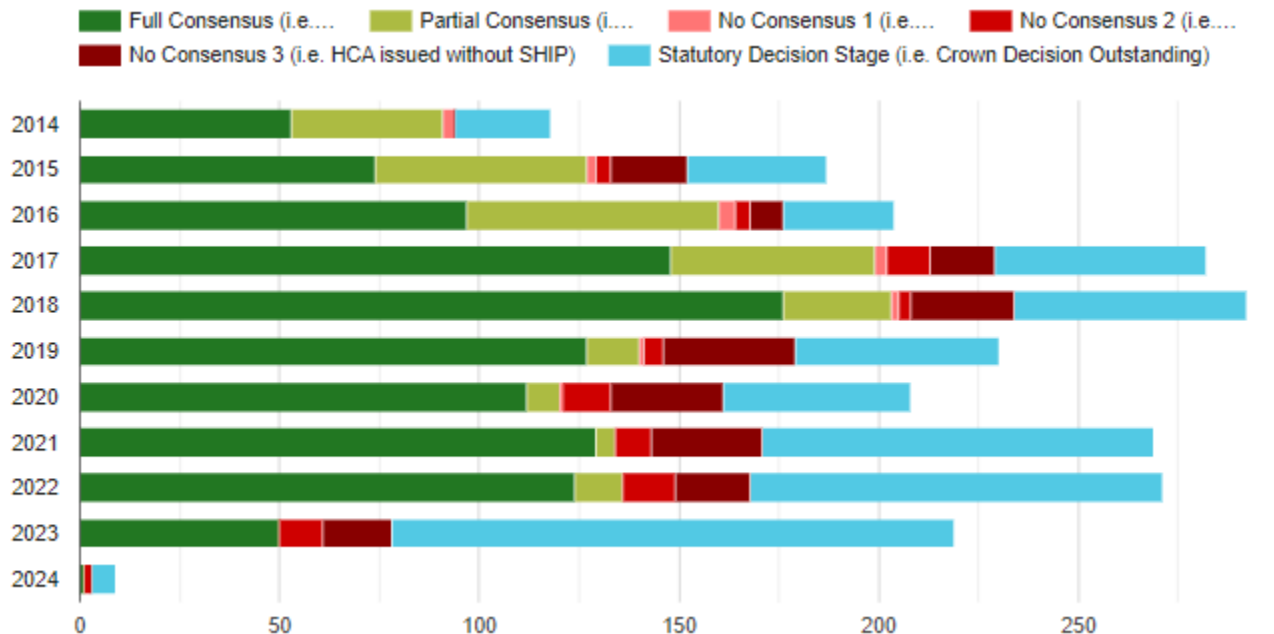
Performance Measure	Count	Target	PM Status
Total STSA SEA Referrals	686	n/a	n/a
Met Publication Due Date	97% (667 of 686)	undefined	n/a
PM1: Engagement Level Modification Frequency	4% (17 of 404)	< 20%	Met
PM2: Final Response Timelines Met	83% (207 of 249)	≥ 80%	Met
PM3: Timelines Modified by PRRO	8% (34 of 404)	≤ 10%	Met
PM4: Timelines Modified by Provincial Agencies	<1% (2 of 404)	≤ 10%	Met

Another primary reporting topic for PRRO is Consensus Tracking. Here we compare the decisions issued by STSA communities on referrals against the Statutory Decisions made by The Crown. Below is a graph showing consensus decision-making results between STSA and BC throughout the STSA SEA's operational period. General trends are the increasing percentage of Full Consensus, reducing percentage of Partial Consensus, and reduction of No Consensus 1 (unaligned decisions to 0 cases since 2019). These are very positive results that illustrate that when the STSA SEA process is followed, results tend strongly towards Full Consensus, and increasingly so over time. We also see persistent cases of No Consensus 2 (Crown decision in isolation) and No Consensus 3 (HCA without SHIP), as well as several files in Statutory Decision Stage, indicating an issued STSA Decision without a returned Crown decision. Our STSA SEA partners at the Ministry of Indigenous Rights and Reconciliation (MIRR) have taken an active role in addressing the Statutory Decision Feedback issue. Together in 2023-24 we undertook a



People of the River Referrals Office

large-scale review of these files in Statutory Decision Stage, resulting in a reduction of cases. However, as can be seen below, there is still room from further work here.



The 2023-24 fiscal year saw the negotiation of a STSA Strategic Engagement Agreement (SEA) Amendment. As of the drafting of this report, that Amendment is pending final review and implementation. One of the updated sections is the annual funding package. Under the new 2023-24 STSA SEA Amendment model, STSA will receive a total of \$2,100,000 in annual funding under the SEA. This amount combines the previous standard core SEA funding amount of \$950,000, plus the previous standard \$500,000 for STSA Direct Community Capacity funding, plus an additional \$650,000 in uplift funding all combined into a single funding package in the interest of easing the administrative burden of multiple annual transfers. Of the new \$2.1 million dollar total, STSA plans to allocate \$700,000 annually to STSA Direct Community Capacity funding. At the April 2024 STSA Board-Meeting, STSA plan to review the current system of division for disbursing these funds to the communities. In previous years, funds were divided evenly four-ways between each of the self-determined STSA Administrative Units (Upriver, E. Central, Central CRV, W. Central). Given additional STSA communities and additional funds, STSA will review this model, updating as deemed necessary.

The full S'ólh Téméxw Stewardship Alliance Strategic Engagement Agreement Fiscal Year Annual Report will be distributed in follow up to this briefing.

For further information, please contact:

Matt McGinity, PRRO Manager

mmcginity@peopleoftheriver.com

STSA SEA 2023-2024 Fiscal Year Annual Report

Contents

1. Introduction and Objectives	3
2. STSA SEA Implementation Plan and Government to Government Operational Organization.....	4
3. Work Plans and Specific Initiatives	4
4. Performance Measures.....	5
5. Building Relationships and Growth	9
6. STSA Community Capacity Funding	9
7. Conclusion.....	10
Appendix A – 2023-24 STSA SEA Member Communities	11
Appendix B – STSA SEA Implementation Plan	12
Appendix C – STSA SEA Performance Measure Targets.....	25
Appendix D – Annual Performance Measures Report	26
Appendix E – Past Performance Measures Tables	35
Appendix F – STSA Direct Capacity Funding Report	38
Appendix G – STSA Community Level Capacity Funding Work Plan	39

1. Introduction and Objectives

2023-24 was a positive year for the S’ólh Téméxw Stewardship Alliance (STSA), People of the River Referrals Office (PRRO), and our partners at the BC Ministries. With the Covid-19 pandemic largely behind us, we are happy to report that as of March 2024, the S’ólh Téméxw Stewardship Alliance Strategic Engagement Agreement (STSA SEA) has been updated with a substantial new Amendment, PRRO are maintaining a fulsome staffing capacity and are looking towards further growth, and with a membership of seventeen, more Stó:lō communities than ever before are officially part of the STSA.

Since the STSA SEA’s pilot launched in 2012, the STSA and their partners at the Province of British Columbia have been dedicated to the ongoing advancement of the STSA SEA. It is in this spirit of continual growth and improvement that we present this STSA SEA 2023-24 Fiscal Year Annual Report. The objectives of this report are threefold:

- i) To review the progress made in the last fiscal year;
- ii) To consider shortcomings and challenges; and
- iii) To make recommendations that will ensure continued future success and growth.

The PRRO receives, analyzes, and reports on referrals issued by STSA SEA participating Provincial Agencies on the behalf of the S’ólh Téméxw Stewardship Alliance. The STSA is comprised of leadership from seventeen Stó:lō communities that act as the Stó:lō signatories to the STSA SEA. Current STSA membership can be viewed in the table included in Appendix A. This assembly of Stó:lō communities crosses political affiliation, participation in the treaty process, and tribal affiliation in the interest of a strong, unified Stó:lō voice. Seabird Island First Nation and Shxw’ōwhámél First Nations are the most

recently members, both having joined STSA in early 2022. They will be made formal signatories to the STSA SEA in the 2023-24 Amendment.

2. STSA SEA Implementation Plan and Government to Government Operational Organization

The STSA SEA Implementation Plan (*Appendix B*) has been developed by the STSA SEA Government to Government (G2G) Working Group to guide and track STSA SEA-related efforts over the agreement's term. STSA SEA G2G Working Group membership includes senior representatives from STSA SEA-participating Provincial Agencies in the South Coast Region, the Ministry of Indigenous Relations & Reconciliation (MIRR), and PRRO. The STSA SEA G2G Working Group is responsible for planning and delivering the objectives of the STSA SEA, providing strategic direction, and addressing implementation issues. The STSA SEA G2G Working Group meets quarterly or as need dictates.

The STSA SEA Project Management Team addresses the direction laid out by the STSA SEA G2G Working Group. The STSA SEA Project Management Team is a smaller table comprised of the STSA SEA G2G Working Group Co-Chairs, MIRR staff, and PRRO Managerial Staff. The Project Management Team is tasked with addressing the technical and administrative elements of STSA SEA implementation.

The STSA SEA Technical Team drafts the point-by-point negotiations derived from the direction of the STSA SEA G2G Working Group and refined by the STSA SEA Project Management Team. The STSA SEA Technical Team is made up of PRRO management and MIRR Senior Resource Coordination Officers. Upon the drafting of an initiative or amendment, the STSA SEA Technical Team seeks the approval of the STSA SEA Project Management Team before submitting that draft to the STSA SEA G2G Working Group for final endorsement.

3. Work Plans and Specific Initiatives

Work Plans outline the necessary steps to achieving the goals set out by the STSA SEA G2G Working Group in the STSA SEA Implementation Plan. Please refer to the STSA SEA Implementation Plan provided in *Appendix B* for a complete list and 2023-24 status updates. Key accomplishments of note from this most recent year include:

- STSA-BC Annual Executive Government to Government Meeting between STSA leadership and The Crown as represented by the Honourable Minister Murray Rankin (MIRR), Minister George Heyman (ENV), Minister Bruce Ralston (FOR), and Minister Nathan Cullen (WLRS), held Oct 10th, 2023 at the new The'í:tselíya - S.A.Y. Health and Community Building in Chilliwack, BC.
- The completion of the 2023-24 STSA SEA Amendment, focussing on updating and improving our agreement. Updates include:
 - The formal inclusion of Seabird Island First Nation and Shxw'ōwhámél First Nation to the STSA SEA.



People of the River Referrals Office

- An Amendment Tracker to condense the history of our agreement in the WHEREAS section.
- Establishment of a streamlined signing process for the STSA Political Representative.
- An annual \$650,000 in uplift funding.
- An amalgamation of previously separate funding packages into a single annual transfer of \$2,100,000 in STSA SEA funding.
- An Evergreen Clause to keep the STSA SEA active beyond 5-year terms.
- Reference to the new STSA-BC Heritage Conservation Act section 4 Agreement.
- The addition of the BC Environmental Assessment Agency as a new BC Agency under the STSA SEA.
- The addition of BC Hydro to the agreement via an appendix; the first Crown Corporation to join the STSA SEA. In this way, BC Hydro will follow the STSA SEA process but not as a full Party to the agreement.
- Incorporation of DRIPA/UNDRIP language and mandates.
- Updating language throughout agreement (Ministry names, etc.)
- STSA and BC's Collaborative Stewardship Forum (CSF) is pursuing 40 collaborative stewardship projects in 8 major categories to advance the STSA SEA G2G relationship towards shared decision making, post-decision monitoring, and resource co-management.
- PRRO received the first handful of Heritage Conservation Act (HCA) permit applications that triggered the HCA s.4 Pilot Agreement between STSA and BC. These were identified readily and handled successfully.
- Ongoing Provincial Agency and STSA Community staff training in PRRO/StoloConnect.com processes and functionality.

4. Performance Measures

STSA SEA Appendix G provides a series of performance measures for the engagement process and sets performance targets. For context, this table is reproduced in this report as *Appendix C*. These measures and targets are monitored by the PRRO via their referral management web-portal StoloConnect and are published as a Performance Measures Report for review and discussion by the STSA SEA G2G Working Group to help inform adaptive management.

As the STSA SEA 2023-24 Fiscal Year Annual Report must be drafted and submitted before the end of the fiscal year, the PRRO are unable to present a Performance Measures Report of the full April 1st, 2023 to March 31st, 2024 term. In the interest of presenting a reasonable facsimile, the PRRO will review the STSA SEA referral workload from February 28th, 2023, to March 1st, 2024. Presented below is a table summarizing key Performance Measures in this most recent year. These measurables and others may be reviewed in full in the Performance Measures Report (*Appendix D*). For context and comparison, similar past reporting tables going back to 2014-15 are provided in *Appendix E*.

Table 1: Performance Measures Report Summary 2023-24 (results as of March 1st, 2024)



People of the River Referrals Office

Performance Measure	Count	Target	PM Status
Total STSA SEA Referrals	686	n/a	n/a
Met Publication Due Date	97% (667 of 686)	undefined	n/a
PM1: Engagement Level Modification Frequency	4% (17 of 404)	< 20%	Met
PM2: Final Response Timelines Met	83% (207 of 249)	≥ 80%	Met
PM3: Timelines Modified by PRRO	8% (34 of 404)	≤ 10%	Met
PM4: Timelines Modified by Provincial Agencies	<1% (2 of 404)	≤ 10%	Met
Decision-Making Consensus Level	Count	Target	PM Status
Full Consensus	60% (39 of 65)	undefined	n/a
Partial Consensus	0% (0 of 65)	undefined	n/a
No Consensus 1 – Decision Unaligned	0% (0 of 65)	undefined	n/a
No Consensus 2 – Crown Decision w/o STSA	18% (12 of 65)	undefined	n/a
No Consensus 3 – HCA without SHIP	22% (14 of 65)	undefined	n/a

In the 2023-24 year the PRRO received 686 referrals under the STSA SEA, equivalent to 2.7 new referral submissions per working day. This is a substantial 18% increase in submissions from 2022-23's total of 580, indicating the on going growth of the STSA SEA and development pressures on S'ólh Téméxw.

The Performance Measure "Met Publication Due Date" remains saw a 10% increase to 97% this year. PRRO attributes this outstanding result to longstanding PRRO Referrals Administrator Sandy McDonald and the SRRMC Geographic Information Systems (GIS) unit where GIS Manager Colin Green and GIS Technician Michael Kavanagh oversee the digital mapping of all referrals submitted to PRRO. Together these staffers have excelled in their positions and ensured timely publications for nearly all submitted referrals, despite significant staffing challenges in 2023-24 year.

The Performance Measure "PM1: Engagement Level Modification Frequency" indicates how often the Engagement Level has been either increased or decreased on referrals. The 2023-24 result of 4% is well within the target of <20%.

The Performance Measure "PM2: Final Response Timelines Met" indicates how often the PRRO meets the due date for their completed referral analysis reporting. In 2023-24, the PRRO achieved on-time reporting in 83% of cases, exceeding the target of ≥80%. This is a very minor decrease from our 2022-23 result of 85%. We attribute this slight reduction to increasing referral volume and increasing pressures on STSA leadership, as PRRO Final Response signature aquation is the most common source of delay.

In 2023-24, PRRO staff requested the extension of timelines on 8% of referrals as seen in "PM3: Timelines Modified by PRRO", meeting the target of ≤10%. This percentage is unchanged from the 2022-23 total of 8%. PRRO staff understands that a planned timeline extension request is always preferable to an unexpectedly overdue file. Performance Measure "PM4: Timelines Modified by Provincial Agencies" shows Provincial Agencies changed due dates on <1% of files.



People of the River Referrals Office

The final performance indicator category in the summary Table 1, consensus, was developed in the 2015-16 year. The STSA and PRRO understood that without a way to track and report on BC and the STSA's parallel decision-making, the effectiveness of the STSA SEA could not be fully considered. Therefore, a system was developed for measuring consensus, post-decision. Upon the completion of a PRRO Final Response report, the STSA decision and conditions are sent to the BC Statutory Decision Maker for consideration. Upon making their decision, the BC Statutory Decision Maker then issues that statutory decision back to the PRRO. The PRRO then selects one of four categories, depending on the level of consensus between the decisions:

- i) Full Consensus – BC decision reflects that of the STSA, and any STSA conditions have been met.
- ii) Partial Consensus – BC decision reflects that of the STSA, but not all STSA conditions have been met.
- iii) No Consensus 1 – BC decision differs from that of the STSA.
- iv) No Consensus 2 – BC decision made without STSA engagement (i.e. a failure to consult).
- v) No Consensus 3 – HCA issued without SHIP

All consensus outcomes are logged into StoloConnect and tracked for analysis. The division of No Consensus into “No Consensus 1” and “No Consensus 2” is an addition to the reporting from the 2017-18 year, designed to capture and address a key distinction. No Consensus 1 captures files in which both BC and STSA have issued decisions regarding a referral and those decisions do not align. As the decisions differ, we consider this a case of No Consensus between parties to the STSA SEA. No Consensus 2 is a distinct situation where a Statutory Decision has been made in isolation by The Crown, and STSA have not been afforded the opportunity to make a decision on the project in question. No Consensus 2 is therefore also a situation where there is a lack of consensus between parties, however the reasoning for this is distinct from No Consensus 1. No Consensus 3 was added in 2023 to isolate and address those BC Heritage Conservation Act (HCA) referrals where a Crown Permit is issued without the Sto:lo Research & Resource Management Centre (SRRMC) Archaeology Unit's Sto:lo Heritage Investigation Permit (SHIP), a Stó:lō initiated and implemented permitting system aimed to achieve oversight of Stó:lō heritage by Stó:lō themselves. This issue has been identified and discussed for several years at STSA SEA tables, and as of 2024 the BC Archaeology Branch and STSA have agreed to tally cases as we work towards a solution. These three datasets are kept separate as the distinct circumstances that lead to these outcomes must also be addressed separately.

Within the 2023-24 fiscal year, PRRO received Statutory Decision Feedback responses from BC (as required by STSA SEA Appendix C s4.5 f) on 65 of the total 174 PRRO Final Responses issued. This is slight decrease from 2022-23 when, at the time of that year's report writing, PRRO received Statutory



People of the River Referrals Office

Decision Feedback from BC on 69 referrals. Although these results are generally positive, looking at Consensus results of a single year, within that year, is limited. A more insightful review is to look at all Consensus Results going back to the April 1, 2014, implementation of the first full STSA SEA.

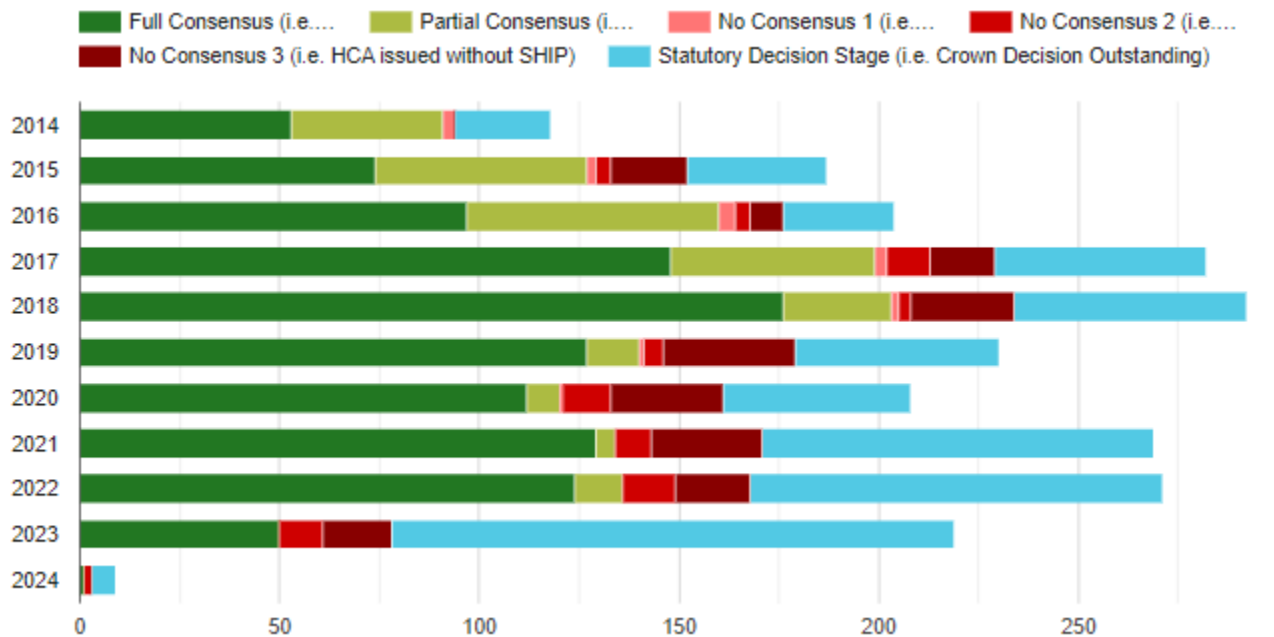


Fig. 1 – STSA SEA annual referral distribution by consensus level

Fig. 1 shows Consensus decision-making results between STSA and BC throughout the STSA SEA's operational period. General trends are the increasing percentage of Full Consensus, reducing percentage of Partial Consensus, and reduction of No Consensus 1 (unaligned decisions to 0 cases since 2019). These are incredibly positive results that illustrate that when the STSA SEA process is followed, results tend strongly towards Full Consensus. We see persistent cases of No Consensus 2 (Crown decision in isolation) and No Consensus 3 (HCA without SHIP), as well as a number of files in Statutory Decision Stage, indicating an issued STSA Decision without a returned Crown decision. PRRO understands Statutory Decisions may take a considerable period to complete, and so we expect some delay in receiving Statutory Decision Feedback; often referred to as 'closing the loop'. Our STSA SEA partners at the Ministry of Indigenous Rights and Reconciliation (MIRR) have taken an active role in addressing the Statutory Decision Feedback issue. Together in 2023-24 we undertook a large-scale review of these files in Statutory Decision Stage, resulting in a reduction of cases. However, as can be seen above, there now decade old cases of STSA decisions issued without Crown counterparts.



5. Building Relationships and Growth

Since its pilot in 2012, the STSA SEA has shown that aside from the primary goal of standardizing and facilitating meaningful engagement between BC and the STSA, its greatest achievement has been in the strengthened relationship between the STSA communities and the Government of British Columbia. S'ólh Téméxw, the shared territory of the Stó:lō, has the highest overlap complexity factor¹ in Canada. In the past this had been a complicating factor in engagement and consultative processes as government and industry navigated a diverse, often shifting consultative landscape of shared interests and rights. By funding the STSA's indigenous engagement office, the PRRO, via the STSA SEA, government and industry have successfully shifted the task of navigating indigenous inclusion in development referrals to the indigenous communities themselves; the people most adept at navigating their own systems.

Growing out of the STSA SEA relationship, the Collaborative Stewardship Forum (CSF) between STSA and BC was launched in 2018-19. CSF seeks to further the STSA-BC relationship beyond the STSA SEA and the inherently reactionary field of referral engagement, and into the realm of shared decision making. In 2022-23 CSF pursued 40 collaborative stewardship projects under 8 major categories identified by the CSF working group, the Lets'emó:t Committee.

6. STSA Community Capacity Funding

The StoloConnect 'one-window' solution has proven an effective and efficient tool for referral analysis against the cultural databases of information collected and maintained by the SRRMC, however, until 2020 there was still an element missing from the process. No database could hold the entirety of Stó:lō culture, knowledge, or values. Culture is held collectively by community and therefore to consult fully one must engage with community. To do so requires the staffing capacity to facilitate that connection. It is with this in mind that STSA and their STSA SEA partners at MIRR successfully negotiated additional STSA Direct Community Capacity Funding. The 2023-24 Report on BC-STSA Community Level Capacity Funding can be found in *Appendix F*. The Direct Capacity Funding Survey conducted by STSA can be found in *Appendix F*. The Community Level Funding Work Plan can be found in *Appendix G*.

The 2023-24 fiscal year saw the negotiation of a STSA Strategic Engagement Agreement (SEA) Amendment. As of the drafting of this report, that Amendment is pending final review and

¹ "Overlap complexity factor" is a term referring the number of individual indigenous community areas of interest that overlap each other in a particular geographic region.



People of the River Referrals Office

implementation. One of the updated sections is the annual funding package. Under the new 2023-24 STSA SEA Amendment model, STSA will receive a total of \$2,100,000 in annual funding under the SEA. This amount combines the previous standard core SEA funding amount of \$950,000, plus the previous standard \$500,000 for STSA Direct Community Capacity funding, plus an additional \$650,000 in uplift funding all combined into a single funding package in the interest of easing the administrative burden of multiple annual transfers. Of the new \$2.1 million dollar total, STSA plans to allocate \$700,000 annually to STSA Direct Community Capacity funding. At the April 2024 STSA Board-Meeting, STSA plan to review the current system of division for disbursing these funds to the communities. In previous years, funds were divided evenly four-ways between each of the self-determined STSA Administrative Units (Upriver, E. Central, Central CRV, W. Central). Given additional STSA communities and additional funds, STSA will review this model, updating as deemed necessary.

STSA hired a new Communications Coordinator, Danielle Kent, in mid-January 2024. As such, we have delayed this year's STSA Direct Community Capacity Funds Survey until the new fiscal year when Dani is more established and familiar with STSA and PRRO internal processes and mechanisms, and the STSA have reviewed the fiscal distribution model in light of the uplifted funding.

7. Conclusion

This, the fifth and final year of the STSA SEA's second term, marks twelve years since our initial pilot SEA launched in April 2012. For over a decade the STSA SEA has made progress in improving engagement and consultation in the challenging context of S'ólh Téméxw. Stó:lō territory has a unique density of First Nations. It is the most densely populated and economically diverse region in British Columbia and it holds the largest port in Canada. The STSA SEA therefore applies to more referrals of a more diverse nature for a larger number of communities than any other in British Columbia.

The core benefits of the STSA SEA remain constant; the standardization of referral engagement in S'ólh Téméxw, a dedicated and specialized staff responding to every referral submission, and a strengthened relationships between BC Ministries and the Stó:lō communities that form the STSA. As shown in *Appendix D*, PRRO workload has steadily increased over time, from 241 submissions in 2014-15 to 686 in 2023-24, a 185% increase. The increase in STSA SEA utilization speaks to its effectiveness. It can be stated with confidence that the referral process as outlined in the STSA SEA has resulted in a level of quality, effectiveness, and depth of engagement previously unseen in S'ólh Téméxw. Now, at the outset of the 2024-25 fiscal year, with a final draft STSA SEA Amendment in hand, STSA, PRRO, and our partners at MIRR and throughout BC are looking forward to dropping the term based STSA SEA of the past and moving into an 'evergreen' agreement that will extend our successes into the future.

**Appendix A – 2023-24 STSA SEA Member Communities**

STSA Member First Nations		
Legal Spelling	Halq'eméylem Spelling	Tribal Affiliation
Aitchelitz	Āthelets	Ts'elxwéyeqw Tribe
Chawathil	Chowéthel	Tíyt Tribe
Cheam	Xwchíyò:m	Pelólxw Tribe
Kwaw'Kwaw'Apilt	Kwaw'Kwaw'Apilt	Pelólxw Tribe
Sq'éwlets (Scowlitz)	Sq'éwlets	Sq'éwlets
Seabird Island	Seabird Island	Tíyt Tribe
Shxwowhamel	Shxw'ōwhámél	Tíyt Tribe
Skway	Shxwhá:y Village	Ts'elxwéyeqw Tribe
Skawahlook	Sq'ewá:lxw	Tíyt Tribe
Skowkale	Sq'ewqéyl	Ts'elxwéyeqw Tribe
Skwah	Sqwá	Pelólxw Tribe
Soowahlie	Th'ewá:li	Ts'elxwéyeqw Tribe
Squiala	Sxwoyehálá	Ts'elxwéyeqw Tribe
Sumas	Semá:th	Semá:th
Tzeachten	Ch'íyáqtel	Ts'elxwéyeqw Tribe
Yakweakwioose	Yeqwyeqwí:ws	Ts'elxwéyeqw Tribe
Yale	Yale First Nation	Tíyt Tribe

Appendix B – STSA SEA Implementation Plan

Stó:lō First Nations and the Province of British Columbia
S’ólh Téméxw Stewardship Alliance Strategic Engagement Agreement
(STSA SEA) Implementation Plan
2024/25

Endorsed by:

Date:

David Schaepe, Co-Chair
Government-to-Government Forum Working Group

Yvette Lizée, Co-Chair
Government-to-Government Forum Working Group

ORIGINAL DOCUMENT WILL BE SIGNED

Updated on **March 19, 2024**. Presented to Project Management Team on **TBD** and presented at the **TBD** STSA SEA G2G Working Group meeting for feedback and endorsement, signed by the STSA SEA WG Co-chairs on **TBD**, Closed for the 2023-24 Annual Report on **TBD**.

Implementation Task	STSA SEA Section Reference	Timeframe / Target Dates		Responsibility	Status Q1 2024-25 13 th year of SEA	Status Q4 2024-25 13 th year of SEA	Notes
		Start	End				
[1] Implementation Plan	Sec. 9.1	April 2024	March 2025	SEA Working Group & Technical Team	Completed: A new Implementation Plan for year 13 will be drafted by the SEA Tech Team and endorsed by the SEA WG.		
[2] Periodic Review of Implementation Plan	Sec. 9.3	April 2024	March 2025	SEA Working Group & Technical Team	Completed: 1. Implementation Plan updated by the Tech Team on March 19, 2024. 2. To be reviewed and updated by PMT. 3. To be presented for review and endorsement to the WG. 4. To be endorsed by WG and signed by SEA Co-chairs onTBD 5. Periodic reviews to be completed at WG meetings.	1.	Next PMT & WG meetings to be determined, but we will share this Implementation Plan when they occur.
[3] G2G Forum Terms of Reference and Meetings: <ul style="list-style-type: none">G2G WG forum meetingsAnnual Executive Level meeting	Sec. 3.4.b. SEA Working Group Sec. 3.4.a.	Q1-Spring WG Q2-Summer Q3-Fall Q4-Winter	April July October January	SEA Working Group	Ongoing: 1. Hold four quarterly Working Group meetings: Spring, Summer, Fall, Winter.		Topics of Interest: <ul style="list-style-type: none">G3 Meetings (Canada, BC, STSA) to discuss shared issues such as fisheries, road safety,

Implementation Task	STSA SEA Section Reference	Timeframe / Target Dates		Responsibility	Status Q1 2024-25 13 th year of SEA	Status Q4 2024-25 13 th year of SEA	Notes
		Start	End				
<ul style="list-style-type: none">Periodic Technical Team meetings	Executive Sec. 3.4.c. Technical Team	Annual G2G Executive Meeting Monthly meetings or as needed	Annual G2G TBD		<div>2. Hold Project Management Team (PMT) Meetings at least a month before each Working Group.</div> <div>3. Hold one Annual Executive G2G Meeting attended by MIRR Minister & STSA leadership as the co-chairs. Proposed date is TBD.</div> <div>Ongoing: Hold monthly Technical Team meetings (or as needed) to address operational issues and seek BBP for efficiencies. Produce performance and annual reports, conduct training sessions, maintain the Reference Guide, etc.</div>		flooding/emergency preparedness, etc.
[4] Reporting & Funding	Sec. 11 Funding Sec. 12 Reporting on Funding	April 2024	March 2025	<div>Stó:lō First Nations & PRRO (Annual report)</div> <div>Province (Capacity funding)</div> <div>Province (Capacity funding)</div>	<div>Year 12 Annual Report to be completed by PRRO and filed by MIRR as part of the funding request in Q4 2024.</div> <div>STSA SEA funding has been consolidated into a single 2.1-million-dollar transfer which includes SEA Base Funding and STSA Direct Community Capacity Funding. Transfer from BC to SSA</div>		<div>At time of writing:</div> <div><ul style="list-style-type: none">STSA Direct Capacity Report has been completed and issued to BC from PRRO.STSA SEA Annual Fiscal Year Report is in final draft.</div>

Implementation Task	STSA SEA Section Reference	Timeframe / Target Dates		Responsibility	Status Q1 2024-25 13 th year of SEA	Status Q4 2024-25 13 th year of SEA	Notes
		Start	End				
Community-based Capacity Funding				Stó:lō First Nations, PRRO, Province	(c/o STSA) will proceed after reporting obligations are met.		
[5] Evaluate the effectiveness of the STSA SEA	Sec. 16.3 1 st Survey 2 nd Survey 3 rd Survey	TBD 2024	TBD 2024	STSA SEA Working Group & Tech Team	1. Implement feedback from the Agency survey as needed. 2. Implement feedback from the STSA survey on the Direct Capacity funding. 3. Consider conducting a Qualitative Survey).	1. Did not hold a third Qualitative Survey.	2023-24 Surveys were postponed due to a staff change at the STSA Communications Coordinator level. Plan to conduct surveys in the 2024-25 FY.
[6] Extend the term of the STSA SEA Term Extension or Renewal/Replacement	Sec. 16.3 Sec. 16.4	Term Extension Amendment: Mar 31. 2018 Replacement Agreement: Apr. 01, 2019 Renewal Apr. 2023	Mar. 31, 2019 June 28, 2019 Mar. 2024	Stó:lō First Nations, PRRO, Province	Completed: Consider major amendment for the following items: 1. Adding new Agencies: Active talks with BC Hydro, Environmental Assessment Office (EAO). 2. New First Nation signatories: Seabird Island and Shxw’ōwhámél to join the STSA, waiting to be amended in the SEA Summer Amendment. 3. Addition of the community-based uplift to the base amount: in progress 4. Term extension, include an “evergreen agreement term” (as per 2021 G2G Action item)	N/A Major amendment being drafted – expected signing May 2023.	STSA SEA Amendment 2023-24 is in final draft at time of writing, ready for signature at next STSA Board Meeting (April 2024).

Implementation Task	STSA SEA Section Reference	Timeframe / Target Dates		Responsibility	Status Q1 2024-25 13 th year of SEA	Status Q4 2024-25 13 th year of SEA	Notes
		Start	End				
Appendix B: List of Applicable Legislation							
[7] Consider future additions to App. B Note: proposed new additions are listed as Strategic Topics under Appendix E	App. E Sec. 1.2 a	Ongoing	Ongoing	SEA Working Group & Technical Team	Completed: Future additions to App B: <ul style="list-style-type: none">BC Hydro ongoing, active discussions for joining the SEA, estimated to join via the Summer Amendment<i>Environmental Assessment Act</i>, EAO ongoing, active discussions for joining the SEA, estimated to join via the Summer AmendmentBoth BC Hydro and EAO will be joining the 2022 G2G Executive Event as observers. Ongoing Discussions: <ul style="list-style-type: none"><i>Transportation & Infrastructure Act</i> – Strong, long standing STSA interest in MOTI become a STSA SEA member.	Completed: <ul style="list-style-type: none">BC Hydro joining the STSA SEA via Addendum.<i>Environmental Assessment Act</i>, EAO joining the STSA SEA via the Amendment.Both BC Hydro and EAO joined the 2022 G2G Executive Event as observers.	
Appendix C: Engagement Framework: Continuous Improvement							
[8] Engagement Framework <ul style="list-style-type: none">(Appendix C) updates - continuous improvement(minor amendments requiring only G2G forum Co-Chair approval)	App. C Table 1.	Ongoing	Ongoing	Technical Team	Completed: Engagement Matrix reviewed and updated in detail as part of the STSA SEA Amendment 2023-24.	<ul style="list-style-type: none">	

Implementation Task	STSA SEA Section Reference	Timeframe / Target Dates		Responsibility	Status Q1 2024-25 13 th year of SEA	Status Q4 2024-25 13 th year of SEA	Notes
		Start	End				
[9] Reference Guide Update (V3) and Roll-Out	App. C Sec. 1.3	Ongoing	Ongoing	Technical Team	Ongoing: Updates to STSA SEA Reference Guide – Reflect changes/updated made in STSA SEA Amendment 2023-24		STSA SEA Reference Guide not updated this fiscal. Re-evaluate if a new version is needed.
[10] SEA Training for Agencies and PRRO staff & FNs		Ongoing	Ongoing	Technical Team	General ongoing 2-way training Ongoing: New and Follow up training: Training sessions for PRRO and Community level staff: <ul style="list-style-type: none">• FN Community Level Staff• PRRO staff• BC Agency staff:• EMLI• EAO management and staff• BC Hydro management and staff• Arch Branch staff• FOR Water & Dike staff• FOR FN Advisors staff• Chilliwack District and Industry/Consultants staff• BC Parks staff		Training sessions held regularly by PRRO for new PRRO staff, new SRRMC staff, new STSA Community staff, etc. PRRO is always happy to join MIRR when training new BC Agencies. Sector-specific training also ongoing ex. STSA-BC CSF FOG session held for PRRO/SRRMC staff, March 2024. Jointly hosted by SRRMC and MOF staff.
[11] Land Act Batching: Undertake future discussions about opportunities for batching referrals.	App. C Sec. 1.5 & Sec. 10.7	Jul. 15, 2019	Ongoing	SEA Technical Team FOR Lands Team	Continue reviewing the Lands batching process and update the BBP to seek efficiencies.		Some batches missing key info such as contact info, shape files. Need info included in batches that meet the requirements in the STSA SEA.

Implementation Task	STSA SEA Section Reference	Timeframe / Target Dates		Responsibility	Status Q1 2024-25 13 th year of SEA	Status Q4 2024-25 13 th year of SEA	Notes
		Start	End				
							Batch submissions were largely dropped in 2023-24. PRRO is still open to discussing this topic, but it appears standard file-by-file submission is a acceptable solution for Lands and PRRO at this time.
[12] <i>Heritage Conservation Act</i>	App. C Page 46 Sec 10.6				Completed: HCA s.4 Agreement has been implemented and PRRO has received a handful of files triggering this new protective process. The system is working well and we are identifying HCA s.4 overlaps quickly and efficiently. Ongoing: PRRO still receives a large number of HCA permits issued without SHIPs. We classify these in their own category in our reports for easy tracking of this issue.		
[13] <i>Water Sustainability Act (WSA)</i> Batching & BBP	App. C Sec. 1.5 & Sec. 10.9	Jul. 15, 2019	Ongoing	Technical Team Water Task Team	Groundwater Pilot was paused due to two factors: 1) staffing capacity at PRRO, 2) need for clarity from STSA regarding policy on water as a resource. Completed: Water Branch submits referrals individually as needed rather than		Staffing capacity has increased, but STSA Policy on water issues is still a major need.

Implementation Task	STSA SEA Section Reference	Timeframe / Target Dates		Responsibility	Status Q1 2024-25 13 th year of SEA	Status Q4 2024-25 13 th year of SEA	Notes
		Start	End				
					batch processed. To date, this approach has been successful.		
[14] <i>Pest Management Act</i>	App. C Page 50	Jul. 15, 2019	Ongoing	Technical Team Pesticides Task Team (TBD)	Ongoing: Pesticide-specific working group is being developed collaboratively between PRRO and CSF FOG to discuss issues/concerns.		
[15] <i>Mineral Tenure Act</i>	App. C Page 48-49	Jul. 2019	Ongoing	Technical Team & EMLI	PRRO, EMLI and MIRR to jointly formulate a plan for tracking mineral production related activities added as Level 0 in the 2019 STSA SEA Renewal agreement. Not started.		Review Mineral Tenure Act level 0.
[16] Monitoring Stage: <i>Sec 6.1: “The Parties will continue to negotiate and attempt to agree on Sto:lo First Nations’ involvement in monitoring after a decision has been made on an Application.”</i>	App. C. Sec 6.1 (Page 39)	Oct. 2019	Ongoing	Technical Team	Completed: Continue to explore opportunities for connecting with the CSF team for STSA First Nations’ involvement in monitoring after a decision has been made on an Application (e.g. CSF and FN Guardian program). Stó:lō Guardians program has been launched and is operating currently.		Sto:lo Guardians currently prioritizing TMX. Evaluate other possible work in future.
[17] Alignment with Natural Resource Permitting (TFNCI) process, the Provincial First Nations Consultation System(s) and StoloConnect		Ongoing	Ongoing	Technical Team & Provincial TFNCI Team	Ongoing dialogue with TFNCI team and StoloConnect team on data exchange protocol.		TFNCI to be called FNCS – First Nations Consultation System.

Implementation Task	STSA SEA Section Reference	Timeframe / Target Dates		Responsibility	Status Q1 2024-25 13 th year of SEA	Status Q4 2024-25 13 th year of SEA	Notes
		Start	End				
[18] Major Projects	App. D, Sec. 1.2, 1.3, 1.4	Jul. 15, 2019	Mar. 2024	SEA Working Group & SEA Technical Team	Completed: EAO and BC Hydro to finalize a workplan that identifies the most efficient approach to proceed with Major Projects proposals. Both BC Hydro and EAO have joined the 2023-24 STSA SEA Amendment.		
[19] Strategic Topics Sec. 1.2.a: <i>“The Parties agree that the following Strategic Topics will be discussed by the SEA Working Group as part of the implementation of this Agreement”</i>	App. E Sec. 1.2.a. (Page76)	Ongoing	Ongoing	SEA Working Group & Technical Team	Completed - BC Hydro joining STSA SEA Amendment 2023-24 - BCEAO Joining STSA SEA Amendment 2023-24 - the United Nations Declaration on the Rights of Indigenous Peoples (UNDRIP) and DRIPA linked/referenced in STSA SEA Amendment 2023-24 - StoloConnect referral submission form updated to include quantity of resources harvested, and greater clarity on submitted (Fed, BC, Industry as source options, STSA SEA, STSA CCEP as agreement options)	•	
	App. E Sec. 1.2.d.	Sep. 2019		Emergency BC & SEA Working Group & Technical Team	Ongoing: -MIRR initiated exploratory discussions with MOTI in late Fall		

Implementation Task	STSA SEA Section Reference	Timeframe / Target Dates		Responsibility	Status Q1 2024-25 13 th year of SEA	Status Q4 2024-25 13 th year of SEA	Notes
		Start	End				
					2021 and will continue in 2024-25 FY Optional: - BCOGC - EMBC - Union of BC Municipalities (Local Gov. Act)		
[20] Collaborative Stewardship Forum <i>Sec 1.2.b: “Development of a strategy to improve the recognition, conservation, protection and management of heritage sites in the Agreement Area of importance to the Stó:lō First Nations”</i>	App. E Sec. 1.2.b.		Ongoing	Shifted to CSF	Implementation of CSF framework and initiatives. Ongoing strategic planning through the CSF & WG.		
[21] Cultural Sites Protection (CSP)	App. E Sec. 1.2.b.	Jun. 1, 2014	Ongoing	Shifted to CSF	Ongoing (under CSF): Approval and implementation of HCA sec.4 Pilot Agreement linked to CSPS and connected with CRS framework. New: Goal to move HCA Sec 4 forward in the fall session of the BC Legislature. (G2G Action Item)	HCA s. 4 pilot underway and an implementation plan was created. HCA s. 4 process is implemented on StoloConnect.	

Implementation Task	STSA SEA Section Reference	Timeframe / Target Dates		Responsibility	Status Q1 2024-25 13 th year of SEA	Status Q4 2024-25 13 th year of SEA	Notes
		Start	End				
					New: Dave Schaepe and Jessica Ruskin to create a S4 Pilot Implementation Plan as part of the 2021-22 STSA-BC CSF workplan (G2G Action Item)		
[22] Other Strategic Topics	App. E Sec. 1.2	Ongoing	Ongoing		Exploring the other Strategic Topics listed in App. E. Sec. 1.2.	Continue exploring the other Strategic Topics listed in App. E. Sec. 1.2.	
[23] Deferral Process Sec. 2.1.b. <i>“Referrals will be referenced against the Performance Management Map for Deferral and the Deferral Criteria, and if no Stó:lō First Nation community has notified PRRO of their desire to participate in the Application, then that file will be Deferred.”</i> Sec. 4.2. <i>“The SEA Working Group will, on a monthly basis, determine the total number of Deferrals and the total number of Referral Packages received by the PRRO in the preceding period. The Parties will use this information to determine whether PRRO is meeting the performance target set in App G.”</i>	Sec. 9.2.c & Appendix F Sec. 2.1.b	Jul. 8, 2019	Oct. 21, 2019	SEA Technical Team SEA Present to Working Group	Completed: As per Sec. 9.2.c. of the SEA the PRRO presented to the WG an Internal Annual Performance Management Map for Deferrals within the Agreement Area at the April 11, 2022.		
	Appendix F Sec. 4	Jul. 1, 2019	Ongoing	SEA Working Group & SEA Technical Team	Ongoing: PRRO to track deferrals and report to the WG as part of the quarterly performance management rep.		
[24] Implementation and evaluation of Performance Management framework	App. G. PM1, PM2,	Q1-Spring WG Q2-Summer	April July	SEA Technical Team report	Ongoing: Year 13 - Regular & Ongoing Presentations on performance at		

Implementation Task	STSA SEA Section Reference	Timeframe / Target Dates		Responsibility	Status Q1 2024-25 13 th year of SEA	Status Q4 2024-25 13 th year of SEA	Notes
		Start	End				
	PM3, PM4, PM5	Q3-Fall Q4-Winter G2G Executive	October January February	to SEA Working Group	SEA WG Meetings, SEA G2G Exec. 2024 Meeting.		
[25] Development of qualitative performance measures	App. G. PM6 PM&	Mar. 01, 2020 Mar. 01, 2021	Mar. 31, 2020 Mar. 31, 2021	SEA Technical Team report to SEA WG	Ongoing: Annual Report for submission by end of March, 2024 (end of SEA year). To be ready for the April, 2024 WG meeting.		
[26] Discuss implementation of project tracking: <ul style="list-style-type: none">Monitoring post statutory decision reportingLevel 0 tracking	App. G PM8	Ongoing	Ongoing	SEA Technical Team report to SEA Working Group	Ongoing: 1. Continue tracking decisions coming back from Province. 2. Reach out to Agencies with education on the importance of the post decision follow-up and conduct periodic campaigns to curve the number of outstanding applications. 3. Continue Level 0 reporting and educating agencies about the importance of reporting.	1.	
[27] Monitor the percentage of deferrals (90%) and the quality, type and spatial location of deferrals	App. G PM9 PM10	Q1-Spring WG Q2-Summer Q3-Fall Q4-Winter G2G Executive	Apr. 26, 2019 Jul. 08, 2019 Oct. 10, 2019 Jan. 20, 2020 Feb. TBD, 2020	SEA Technical Team report to SEA Working Group	Ongoing: 1. Monitor the deferrals targets 2. Report on the quality, type and spatial location of the deferrals.		Evaluate if this reporting still needed.
[28] STSA SEA Supplementary Agreement 50K/75K if applicable		Dec. 15, 2019 Dec. 15, 2020 Dec. 15, 2021	Dec. 31, 2020 Dec. 31, 2021 Dec. 31, 2022		If applicable, write report on the 21/22 Supplemental Agreement.	Not applicable this fiscal year.	

Implementation Task	STSA SEA Section Reference	Timeframe / Target Dates		Responsibility	Status Q1 2024-25 13 th year of SEA	Status Q4 2024-25 13 th year of SEA	Notes
		Start	End				
[29] Other				SEA WG to link as needed with the Technical Team and CSF			



People of the River Referrals Office

Appendix C – STSA SEA Performance Measure Targets

PM#	Measure	Target
PM1	% of referrals where Final Engagement Level is adjusted from Preliminary Engagement Level	Final Engagement Level adjusted from Preliminary Engagement Level for $\leq 20\%$ of Referrals.
PM2	% of referrals where final response timelines are met.	The PRRO will forward a final response to the Provincial Agency within the prescribed timelines in the EF for 80% of Referrals.
PM3	% of referrals with response timelines modified by PRRO.	The PRRO may identify revisions to the timeframe for up to 10% of Referrals.
PM4	% of referrals with response timelines modified by Provincial Agencies.	A Provincial Agency may identify revisions to the timeframe for up to 10% of Referrals.
PM5	Number of referral letters required for any given authorization/project before the pilot compared to number of referral letters required after the pilot.	For authorizations/projects within the pilot boundary, one referral letter for all signatory FN.
PM6	Qualitative survey with questions related to the quality of engagement process (using a 1-5 scale).	The signatory First Nations and Provincial Agencies will experience an increase in satisfaction with the quality of the engagement process.
PM7	Qualitative survey with questions related to the quality of referral responses (using a 1-5 scale).	The preliminary and final response will provide the First Nations and Provincial Agencies with information for consultation.



Appendix D – Annual Performance Measures Report

Performance Measures Report



Generated: March 11, 2024

Includes: Referrals that are type STSA SEA, engaging party BC, and first notification date Feb 28 2023 to March 1 2024

Summary Data

Indicator	Count
Working Days	253
Total Referrals Received by PRRO	686
Referrals Received per Working Day	2.71
Hours of Engagement	Duration
Extension	3 days and 3 hours
Work on Referral 608218	3 hours and 44 minutes
Submission Acceptance	
Delayed by Incomplete Submission	11
Not Delayed	675
Publication	
Currently Awaiting Publication	0
Met Publication Due Date	667
Exceeded Publication Due Date	19
Referral Status	
Analysis Stage	26
Awaiting Analysis Response	54
Awaiting SHIP Stage	92
Engagement Stage	15
Statutory Decision Stage	130
Statutory Decision Received	44
Awaiting Validation	18
Decision Made Without Final Response	21
Deferred	247
Cancelled	9
Info Sharing	30



People of the River Referrals Office

Final Engagement Level

Level 0 - Information Upon Request

Level 1 - Limited

113

Level 2 - Standard

514

Level 3 - Extensive

33

Level 4 - Major Projects

0

Referrals Per STSA Community

Aitchelitz

88

Chawathil

162

Cheam

119

Kwaw-Kwaw-A-Pilt

143

Seabird Island

155

Semá:th

106

Shxw'há:y Village

88

Shxw'ówhámél

144

Skowkale

88

Skwah

144

Soowahlie

88

Sq'ewá:lxw

88

Sq'ewlets

78

Squiala

88

Ts'elxw'éyeqw

88

Tzeachten

88

Yakweakwioose

88

Yale

85

Referrals Per Non-STSA Community

Boston Bar

102

Douglas First Nation

62

Hul'qumi'num Treaty Group

49

Inshuck

64

Katzie

169

Kwantlen

250

Kwikwetlem

64

Leq'á:mél

153

Lyackson

22

Matsqui

162

Musqueam

222

Nlaka'pamux Tribal Council

22

Peters

189

Popkum

189

Skwxwú7mesh

124

Stó:lō Nation

22

Stó:lō Tribal Council

192

Stó:lō Xwexwilmexw Government (SXG)

41

Sts'ailes

115

Stz'uminus

22

Te'mexw Treaty Association

22

Thompson

101

Tsawwassen

180

Tsleil-Waututh

278

Union Bar

142

Upper Similkameen

40

Table 1



People of the River Referrals Office

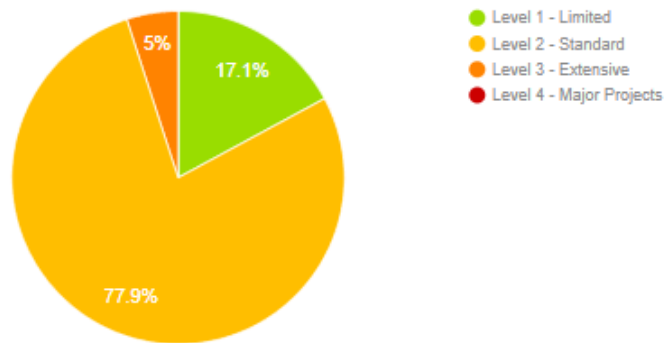


Figure 1: Referral distribution by Final Engagement Level

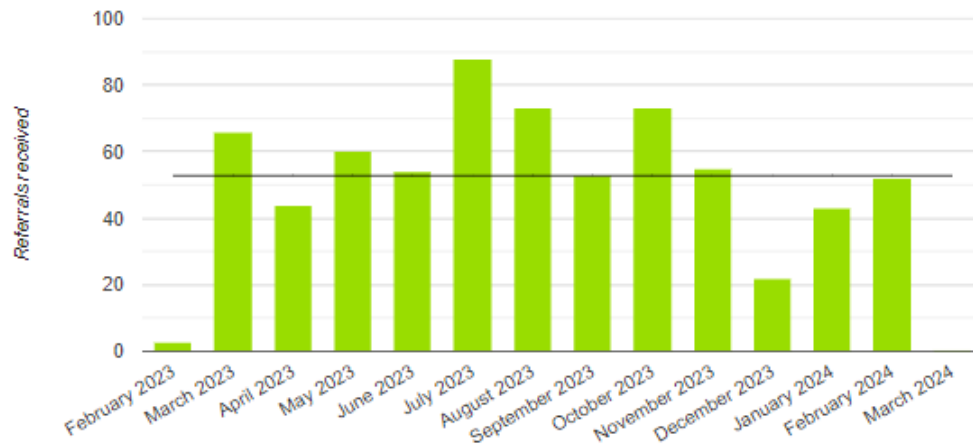


Figure 2: Referrals received over time

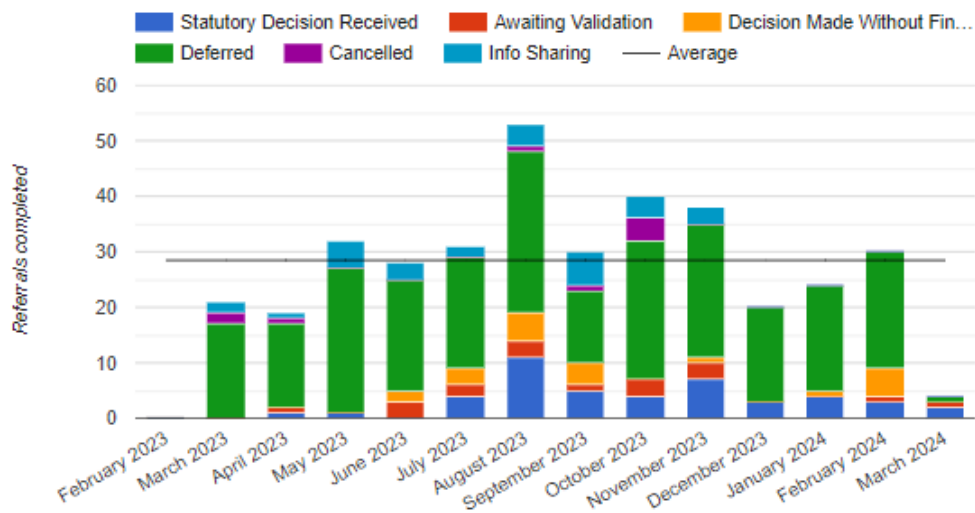


Figure 3: Referrals completed over time



People of the River Referrals Office

Response Times

Measure

Percentage of referrals where referral response timelines were met. (measure includes only those referrals for which the Analysis Stage has been completed)

Target

PRRO will forward final response to the Provincial Agency within prescribed timelines in Engagement Framework for 80% of referrals

Preliminary Response Timelines Met

Final Engagement Level	Result	Status
Level 1 - Limited	75% (39 of 52) 13 unmet	
Level 2 - Standard	83% (119 of 143) 24 unmet	
Level 3 - Extensive	74% (17 of 23) 6 unmet	
Level 4 - Major Projects	100% (0 of 0) 0 unmet	
Government Statute	Result	Status
BC Clean Energy Act	100% (2 of 2) 0 unmet	
BC Dike Maintenance Act	100% (4 of 4) 0 unmet	
BC Environmental Assessment Act	100% (1 of 1) 0 unmet	
BC Environmental Management Act	67% (4 of 6) 2 unmet	
BC Forest Act	82% (37 of 45) 8 unmet	
BC Forest and Range Practices Act	80% (37 of 46) 9 unmet	
BC Heritage Conservation Act	60% (3 of 5) 2 unmet	
BC Integrated Pest Management Act	100% (5 of 5) 0 unmet	
BC Land Act	70% (33 of 47) 14 unmet	
BC Mines Act	83% (5 of 6) 1 unmet	
BC Park Act	100% (7 of 7) 0 unmet	
BC Transportation Act	100% (1 of 1) 0 unmet	
BC Water Sustainability Act	79% (62 of 78) 16 unmet	
BC Wildlife Act	100% (4 of 4) 0 unmet	
Canadian Species At Risk Act	100% (1 of 1) 0 unmet	
Species At Risk Act	100% (1 of 1) 0 unmet	
Unspecified (unlegislated process)	100% (2 of 2) 0 unmet	
Total	80% (175 of 218) 43 unmet	

Table 6

**Final Response Timelines Met**

Final Engagement Level	Result	Status
Level 1 - Limited	88% (29 of 33) 4 unmet	
Level 2 - Standard	82% (168 of 204) 36 unmet	
Level 3 - Extensive	83% (10 of 12) 2 unmet	
Level 4 - Major Projects	100% (0 of 0) 0 unmet	
Government Statute	Result	Status
BC Clean Energy Act	100% (2 of 2) 0 unmet	
BC Dike Maintenance Act	67% (2 of 3) 1 unmet	
BC Environmental Assessment Act	100% (1 of 1) 0 unmet	
BC Environmental Management Act	75% (3 of 4) 1 unmet	
BC Forest Act	84% (46 of 55) 9 unmet	
BC Forest and Range Practices Act	80% (52 of 65) 13 unmet	
BC Heritage Conservation Act	78% (54 of 69) 15 unmet	
BC Integrated Pest Management Act	50% (2 of 4) 2 unmet	
BC Land Act	88% (30 of 34) 4 unmet	
BC Mines Act	67% (2 of 3) 1 unmet	
BC Park Act	100% (2 of 2) 0 unmet	
BC Transportation Act	100% (1 of 1) 0 unmet	
BC Water Sustainability Act	89% (48 of 54) 6 unmet	
BC Wildlife Act	100% (3 of 3) 0 unmet	
Canadian Species At Risk Act	100% (1 of 1) 0 unmet	
Species At Risk Act	100% (2 of 2) 0 unmet	
Unspecified (unlegislated process)	100% (2 of 2) 0 unmet	
Total	83% (207 of 249) 42 unmet	

Table 7



People of the River Referrals Office

Overdue Final Responses

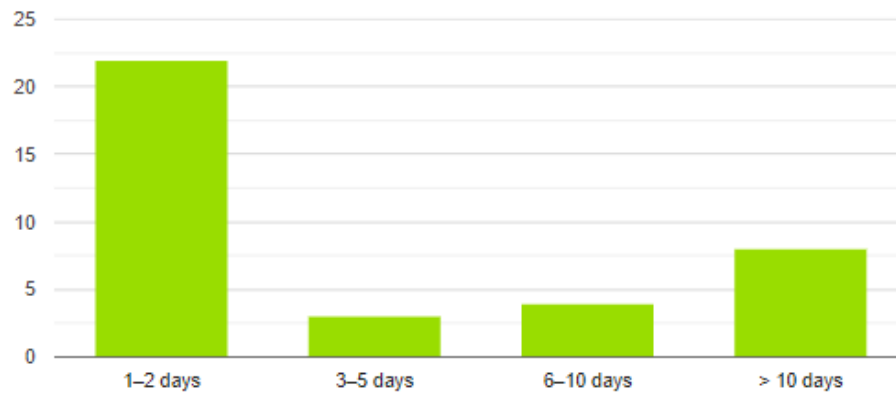


Figure 4: Referral distribution by the amount of time the Engagement Stage is overdue

Days Overdue	Result
1-2 days	59% (22 of 37)
3-5 days	8% (3 of 37)
6-10 days	11% (4 of 37)
> 10 days	22% (8 of 37)

Table 9

Timelines Modified by PRRO

Measure

Percentage of referrals with response times modified by Stó:lō to the number of referrals for each engagement level.

Target

Stó:lō may identify revisions to the response timelines for up to 10% of referrals.

Final Engagement Level	Result	Status
Level 1 - Limited	21% (11 of 52) 41 unmodified	Red
Level 2 - Standard	6% (20 of 329) 309 unmodified	Green
Level 3 - Extensive	13% (3 of 23) 20 unmodified	Red
Level 4 - Major Projects	0% (0 of 0) 0 unmodified	
Total	8% (34 of 404) 370 unmodified	Green

Table 10



People of the River Referrals Office

Timeline Modified by Provincial Agencies

Measure

Percentage of referrals with response times modified by Provincial Agencies to the number of referrals for each engagement level. (measure includes only those referrals for which the Analysis Stage has been completed)

Target

Provincial Agencies may identify revisions to the response timelines for up to 10% of referrals.

Final Engagement Level	Result	Status
Level 1 - Limited	0% (0 of 52) 52 unmodified	
Level 2 - Standard	1% (2 of 329) 327 unmodified	
Level 3 - Extensive	0% (0 of 23) 23 unmodified	
Level 4 - Major Projects	0% (0 of 0) 0 unmodified	
Total	0% (2 of 404) 402 unmodified	

Table 11

Time Awaiting Statutory Decision Feedback

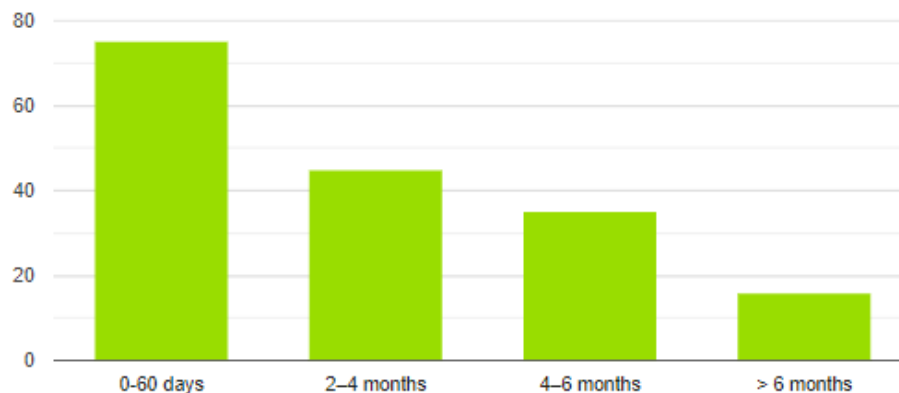


Figure 5: Referral distribution by the amount of time spent in the Statutory Decision Stage

Days	Result
0-60 days	44% (75 of 171)
2-4 months	26% (45 of 171)
4-6 months	20% (35 of 171)
> 6 months	9% (16 of 171)

Table 13



People of the River Referrals Office

SEA Zone B Deferrals

Measure

Percentage of referrals from SSEA Zone B that are deferred.

Target

PRRO will defer 90% of Zone B referrals.

Government Statute	Result	Status
BC Environmental Assessment Act	100% (1 of 1) 0 unmet	Green
BC Environmental Management Act	67% (2 of 3) 1 unmet	Red
BC Forest Act	100% (2 of 2) 0 unmet	Green
BC Forest and Range Practices Act	100% (2 of 2) 0 unmet	Green
BC Integrated Pest Management Act	100% (1 of 1) 0 unmet	Green
BC Land Act	97% (32 of 33) 1 unmet	Green
BC Mines Act	100% (2 of 2) 0 unmet	Green
BC Park Act	100% (5 of 5) 0 unmet	Green
BC Water Sustainability Act	100% (126 of 126) 0 unmet	Green
Canadian Environmental Protection Act	100% (1 of 1) 0 unmet	Green
Total	99% (170 of 171) 1 unmet	Green

Table 14

Consensus

Referral Consensus By Level

Consensus Level	Result
Full Consensus (i.e. STSA Decision and Crown Decision aligned; all STSA Conditions met)	60% (39 of 65)
Partial Consensus (i.e. STSA Decision and Crown Decision aligned; not all STSA Conditions met)	0% (0 of 65)
No Consensus 1 (i.e. STSA Decision and Crown Decision unaligned)	0% (0 of 65)
No Consensus 2 (i.e. Crown Decision made without STSA Decision)	18% (12 of 65)
No Consensus 3 (i.e. HCA issued without SHIP)	22% (14 of 65)

Table 15

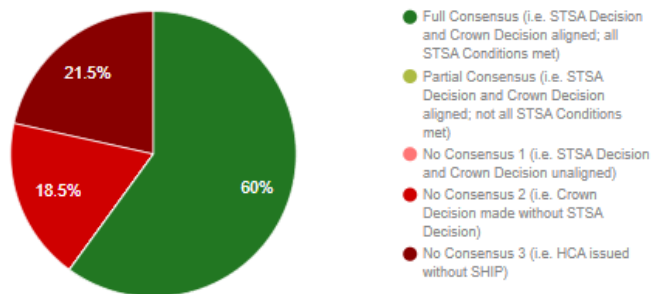


Figure 6: Referral distribution by consensus level



People of the River Referrals Office

Agency Specific Data

Referrals received during reporting period

Government Statute	Final Engagement Level					Total
	Level 0 - Information Upon Request	Level 1 - Limited	Level 2 - Standard	Level 3 - Extensive	Level 4 - Major Projects	
BC Dike Maintenance Act	<input type="text"/>	0	5	0	0	5
BC Environmental Management Act	<input type="text"/>	1	7	2	0	10
BC Forest Act	<input type="text"/>	6	62	10	0	78
BC Forest and Range Practices Act	<input type="text"/>	9	74	5	0	88
BC Heritage Conservation Act	<input type="text"/>	0	166	0	0	166
BC Integrated Pest Management Act	<input type="text"/>	1	6	0	0	7
BC Land Act	<input type="text"/>	41	43	6	0	90
BC Mines Act	<input type="text"/>	1	6	3	0	10
BC Park Act	<input type="text"/>	2	11	2	0	15
BC Water Sustainability Act	<input type="text"/>	54	189	11	0	254
BC Wildlife Act	<input type="text"/>	2	2	1	0	5

Table 17



Appendix E – Past Performance Measures Tables

Table 2: Performance Measures Report Summary 2014-2015 (Results as of March 31st 2015)

Performance Measure	Count	Target	PM Status
Total STSA SEA Referrals	241	n/a	n/a
Met Publication Due Date	93% (223 of 241*)	undefined	n/a
PM1: Engagement Level Modification Frequency	6% (12 of 190)	< 20%	Met
PM2: Final Response Timelines Met	70% (96 of 138)	≥ 80%	Not Met
PM3: Timelines Modified by PRRO	14% (26 of 190)	≤ 10%	Met
PM4: Timelines Modified by Provincial Agencies	5% (9 of 190)	≤ 10%	Met

Table 3: Performance Measures Report Summary 2015-2016 (Results as of Feb 29th 2016)

Performance Measure	Count	Target	PM Status
Total STSA SEA Referrals	310	n/a	n/a
Met Publication Due Date	80% (204 of 255*)	undefined	n/a
PM1: Engagement Level Modification Frequency	4% (8 of 197)	< 20%	Met
PM2: Final Response Timelines Met	81% (114 of 140)	≥ 80%	Met
PM3: Timelines Modified by PRRO	10% (19 of 197)	≤ 10%	Met
PM4: Timelines Modified by Provincial Agencies	1% (2 of 197)	≤ 10%	Met
Decision-Making Consensus Level	Count	Target	PM Status
Full Consensus	70% (16 of 23)	undefined	n/a
Partial Consensus	30% (7 of 23)	undefined	n/a
No Consensus	0% (0 of 23)	undefined	n/a

Table 4: Performance Measures Report Summary 2016-2017 (Results as of Feb 28th 2017)

Performance Measure	Count	Target	PM Status
Total STSA SEA Referrals	332	n/a	n/a
Met Publication Due Date	78% (200 of 255*)	undefined	n/a
PM1: Engagement Level Modification Frequency	4% (10 of 240)	< 20%	Met
PM2: Final Response Timelines Met	89% (150 of 168)	≥ 80%	Met
PM3: Timelines Modified by PRRO	11% (27 of 240)	≤ 10%	Not Met
PM4: Timelines Modified by Provincial Agencies	3% (6 of 240)	≤ 10%	Met
Decision-Making Consensus Level	Count	Target	PM Status
Full Consensus	51% (23 of 45)	undefined	n/a
Partial Consensus	47% (21 of 45)	undefined	n/a
No Consensus	2% (1 of 45)	undefined	n/a

Table 5: Performance Measures Report Summary 2017-2018 (Results as of March 22nd 2018)

Performance Measure	Count	Target	PM Status
Total STSA SEA Referrals	446	n/a	n/a
Met Publication Due Date	74% (239 of 324*)	undefined	n/a
PM1: Engagement Level Modification Frequency	8% (25 of 295)	< 20%	Met
PM2: Final Response Timelines Met	80% (163 of 205)	≥ 80%	Met
PM3: Timelines Modified by PRRO	16% (48 of 295)	≤ 10%	Not Met
PM4: Timelines Modified by Provincial Agencies	1% (3 of 295)	≤ 10%	Met
Decision-Making Consensus Level	Count	Target	PM Status
Full Consensus	63% (67 of 107)	undefined	n/a
Partial Consensus	28% (30 of 107)	undefined	n/a



No Consensus 1	0% (0 of 107)	undefined	n/a
No Consensus 2	9% (10 of 107)	undefined	n/a

Table 6: Performance Measures Report Summary 2018-2019 (Results as of March 1st 2019)

Performance Measure	Count	Target	PM Status
Total STSA SEA Referrals	575	n/a	n/a
Met Publication Due Date	93% (423 of 456*)	undefined	n/a
PM1: Engagement Level Modification Frequency	4% (12 of 297)	< 20%	Met
PM2: Final Response Timelines Met	73% (178 of 245)	≥ 80%	Not Met
PM3: Timelines Modified by PRRO	11% (32 of 297)	≤ 10%	Not Met
PM4: Timelines Modified by Provincial Agencies	<1% (1 of 297)	≤ 10%	Met
Decision-Making Consensus Level	Count	Target	PM Status
Full Consensus	67% (64 of 95)	undefined	n/a
Partial Consensus	14% (13 of 95)	undefined	n/a
No Consensus 1	0% (0 of 95)	undefined	n/a
No Consensus 2	19% (18 of 95)	undefined	n/a

Table 7: Performance Measures Report Summary 2019-2020 (Results as of Jan. 13th 2020)

Performance Measure	Count	Target	PM Status
Total SSEA Referrals	563	n/a	n/a
Met Publication Due Date	97% (500 of 514*)	undefined	n/a
PM1: Engagement Level Modification Frequency	3% (10 of 293)	< 20%	Met
PM2: Final Response Timelines Met	82% (178 of 245)	≥ 80%	Met
PM3: Timelines Modified by PRRO	1% (3 of 293)	≤ 10%	Met
PM4: Timelines Modified by Provincial Agencies	0% (0 of 293)	≤ 10%	Met
Decision-Making Consensus Level	Count	Target	PM Status
Full Consensus	87% (33 of 38)	undefined	n/a
Partial Consensus	13% (5 of 38)	undefined	n/a
No Consensus 1	0% (0 of 38)	undefined	n/a
No Consensus 2	0% (0 of 38)	undefined	n/a

Table 8: Performance Measures Report Summary 2020-2021 (Results as of April. 6th 2021)

Performance Measure	Count	Target	PM Status
Total STSA SEA Referrals	591	n/a	n/a
Met Publication Due Date	96% (569 of 591*)	undefined	n/a
PM1: Engagement Level Modification Frequency	3% (8 of 318)	< 20%	Met
PM2: Final Response Timelines Met	84% (163 of 195)	≥ 80%	Met
PM3: Timelines Modified by PRRO	3% (10 of 318)	≤ 10%	Met
PM4: Timelines Modified by Provincial Agencies	0% (1 of 318)	≤ 10%	Met
Decision-Making Consensus Level	Count	Target	PM Status
Full Consensus	85% (28 of 33)	undefined	n/a
Partial Consensus	3% (1 of 33)	undefined	n/a
No Consensus 1	0% (0 of 33)	undefined	n/a
No Consensus 2	12% (4 of 33)	undefined	n/a

Table 9: Performance Measures Report Summary 2021-22 (Results as of March. 10th 2022)

Performance Measure	Count	Target	PM Status
Total STSA SEA Referrals	678	n/a	n/a



People of the River Referrals Office

Met Publication Due Date	94% (637 of 678*)	undefined	n/a
PM1: Engagement Level Modification Frequency	3% (13 of 402)	< 20%	Met
PM2: Final Response Timelines Met	89% (270 of 303)	≥ 80%	Met
PM3: Timelines Modified by PRRO	10% (39 of 402)	≤ 10%	Met
PM4: Timelines Modified by Provincial Agencies	0% (0 of 388)	≤ 10%	Met
Decision-Making Consensus Level	Count	Target	PM Status
Full Consensus	77% (63 of 82)	undefined	n/a
Partial Consensus	0% (0 of 82)	undefined	n/a
No Consensus 1	0% (0 of 82)	undefined	n/a
No Consensus 2	23% (19 of 82)	undefined	n/a

Table 10: Performance Measures Report Summary 2022-23 (Results as of March. 29th, 2023)

Performance Measure	Count	Target	PM Status
Total STSA SEA Referrals	580	n/a	n/a
Met Publication Due Date	87% (506 of 580)	undefined	n/a
PM1: Engagement Level Modification Frequency	2% (7 of 331)	< 20%	Met
PM2: Final Response Timelines Met	85% (189 of 223)	≥ 80%	Met
PM3: Timelines Modified by PRRO	8% (28 of 331)	≤ 10%	Met
PM4: Timelines Modified by Provincial Agencies	0% (0 of 331)	≤ 10%	Met
Decision-Making Consensus Level	Count	Target	PM Status
Full Consensus	72% (50 of 69)	undefined	n/a
Partial Consensus	6% (4 of 69)	undefined	n/a
No Consensus 1	2% (1 of 69)	undefined	n/a
No Consensus 2	20% (14 of 69)	undefined	n/a

**Appendix F – STSA Direct Capacity Funding Report****Report on BC - S'ólh Téméxw Stewardship Alliance (STSA) Community Level Capacity Funding***Updated Feb. 20th, 2024*

This report has been drafted to meet the reporting requirement as outlined by the BC Ministry of Indigenous Relations and Reconciliation (MIRR) on the distribution and implementation of the Government Request for Funding to directly support increased consultation and engagement capacity within the S'ólh Téméxw Stewardship Alliance (STSA) communities.

The 2023-24 fiscal year saw the negotiation of a STSA Strategic Engagement Agreement (SEA) Amendment. As of the drafting of this report, that Amendment is pending final review and implementation. One of the updated sections is the annual funding package. Under the new 2023-24 STSA SEA Amendment model, STSA will receive a total of \$2,100,000 in annual funding under the SEA. This amount combines the previous standard core SEA funding amount of \$950,000, plus the previous standard \$500,000 for STSA Direct Community Capacity funding, plus an additional \$650,000 in uplift funding all combined into a single funding package in the interest of easing the administrative burden of multiple annual transfers. Of the new \$2.1 million dollar total, STSA plans to allocate \$700,000 annually to STSA Direct Community Capacity funding. At the April 2024 STSA Board-Meeting, STSA plan to review the current system of division for disbursing these funds to the communities. In previous years, funds were divided evenly four-ways between each of the self-determined STSA Administrative Units (Upriver, E. Central, Central CRV, W. Central). Given additional STSA communities and additional funds, STSA will review this model, updating as deemed necessary.

An updated copy of the BC – S'ólh Téméxw Stewardship Alliance (STSA) Community Level Capacity Funding Work Plan for 2023-24 follows.

Appendix G – STSA Community Level Capacity Funding Work Plan

BC - S'ólh Téméxw Stewardship Alliance (STSA) Community Level Capacity Funding Work Plan

Updated Feb. 20th, 2024

This workplan has been co-developed by BC Representatives from the Ministry of Indigenous Relations and Reconciliation (MIRR) and the S'ólh Téméxw Stewardship Alliance (STSA) and their operational staff at the People of the River Referrals Office (PRRO), in accordance with the 'Community Level Capacity Funding for STSA Strategic Engagement Agreement' sec. 1.0, Deliverables Phase 1, c) "STSA/PRRO and BC will develop a joint strategy/workplan to address community level capacity issues, and any other areas identified for improvement".

The table below summarizes activities undertaken under the Community Level Capacity Funding since 2021-22. The activities for the current 2023-24 funding are summarized under Phase 3.

Annual Community Level Capacity Funding Work Plan			
Deliverable	Responsibility	Status	Notes
1. Complete Annual Report on BC - S'ólh Téméxw Stewardship Alliance (STSA) Community Level Capacity Funding.	STSA/PRRO - Matt	Pending	To be submitted by Feb 28, 2024, to allow processing time before end of fiscal year. Required for next batch of funding (\$100k).
2. BC to distribute Community Level Capacity Funding to Sto:lo Service Agency (SSA), on behalf of STSA.	MIRR	Pending	In previous years this issuing of funds was divided into an initiate \$400,000 and a final \$100,000 upon the completion of this report. IN future, all STSA SEA funds will be issued as a single \$2.1 million dollar package. STSA



People of the River Referrals Office

			have earmarked \$700,000 of this for annual Community Level Capacity Funding.
3. Distribute Community Level Capacity Funding from SSA to STSA Communities.	STSA/PRRO	Pending	In light of new communities and uplift funding, STSA will revisit the current 4-Administrative Unit model of division; scheduled for April '24 Board meeting.
4. STSA SEA Annual Report to include status update re: Community Level Capacity Funding.	STSA/PRRO – Matt	Pending	March 15 th , 2024, target for STSA SEA Annual Report submission.