

STSA-BC SEA 2024-2025 Fiscal Year Annual Report: Preface & Executive Summary

Purpose:

Since its launch in 2012, a S'ólh Téméxw Stewardship Alliance – British Columbia Strategic Engagement Agreement (STSA-BC SEA) Fiscal Year Annual Report has been drafted yearly to document and track the progress of the STSA-BC SEA, held between the Province of British Columbia (BC) and the Stó:lō First Nations of the STSA. This Executive Summary condenses that report into a brief format.

Summary:

The 2024-25 fiscal year was positive for the S'ólh Téméxw Stewardship Alliance (STSA), People of the River Referrals Office (PRRO), and our partners at the BC Ministries. As of March 2025, the STSA-BC SEA is operating efficiently under its 2024 Amendment and the STSA continues to meet its goals with a membership of 17 Stó:lō communities, the largest in STSA's thirteen-year history. The 13th year of the STSA-BC SEA has yielded positive statistics as well, most notably, our busiest year with 717 SEA referral submissions, equivalent to 2.85 per day or 1 submission every 2.5 working hours. Managing this workload successfully is a testament to the hard work and expertise of the PRRO staff. As seen in the below table, all PRRO Performance Targets as defined in the STSA-BC SEA were met except for "PM3: Timelines Modified by PRRO" - where we hit 16%, exceeding the <10% target. This was due to the network outage at the Stó:lō Service Agency that occurred in April-May of 2024. The technical failure of the computer systems forced PRRO to request due date extensions on any referrals in-progress at the time, resulting in this spike. The only alternative would have been an equal number of overdue "Final Responses" under PM2, but the PRRO are of the opinion that good communications, notification to our partners and communities, and extension requests are favourable compared to unannounced, late reports.

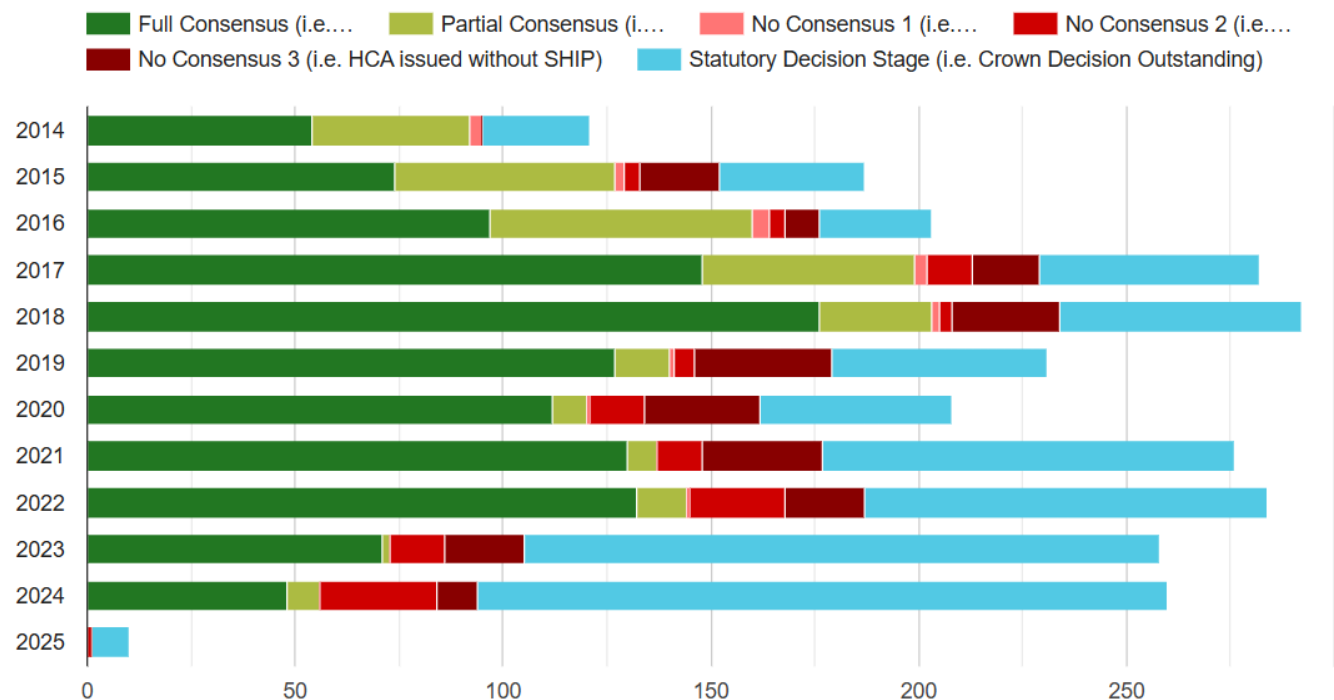
Performance Measures Report Summary 2024-25 (results as of March 11st, 2025)

| Performance Measure | Count | Target | PM Status |
|--|------------------|-----------|-----------|
| Total STSA-BC SEA Referrals | 717 | n/a | n/a |
| Met Publication Due Date | 97% (692 of 717) | undefined | n/a |
| PM1: Engagement Level Modification Frequency | 5% (23 of 427) | < 20% | Met |
| PM2: Final Response Timelines Met | 83% (196 of 235) | ≥ 80% | Met |
| PM3: Timelines Modified by PRRO | 16% (69 of 427) | ≤ 10% | Met |
| PM4: Timelines Modified by Provincial Agencies | <1% (1 of 427) | ≤ 10% | Met |

Another primary reporting topic for PRRO is "Consensus Tracking". Below is a graph showing consensus decision-making results between the STSA and BC throughout the STSA-BC SEA's operational period. The general trends observed are the increasing percentage of "Full Consensus" (green), reducing percentage of "Partial Consensus" (yellow), and reduction of "No Consensus 1" (pink) to zero instances since the single occurrence in 2022. These are extremely positive results that illustrate that

when the STSA-BC SEA process is followed, results trend strongly towards “Full Consensus”; the total alignment of STSA and Crown decisions.

Consensus Tracking Report Summary 2024-25 (results as of March 11st, 2025)



Unfortunately, we also have cases where the STSA-BC SEA process has not been followed. There has been an increasing number of cases of “No Consensus 2” (Crown Decision made without STSA Decision) since 2020, with most of these instances occurring under the BC Water Sustainability Act. In February 2025, the first meeting of the ‘STSA – BC Water Stewardship Working Group’ was held, comprised of staff from both PRRO and BC, with the goal of addressing concerns around Water Stewardship in S’ólh Téméxw. These “No Consensus 2” results will be reviewed at that table. Although decreasing in number, cases of prolonged “Statutory Decision Stage” referrals (blue) where STSA Decisions have been issued but no Crown Decision was received back, persist. We continue to work with our SEA partners at the Ministry of Indigenous Relations and Reconciliation (MIRR) on this issue.

The full S’ólh Téméxw Stewardship Alliance Strategic Engagement Agreement Fiscal Year Annual Report will be distributed in a follow up to this briefing.

For further information, please contact: Matt McGinity, PRRO Manager
mmcginity@peopleoftheriver.com

STSA-BC SEA 2024-2025 Fiscal Year Annual Report

Contents

| | |
|--|----|
| 1. Introduction and Objectives | 3 |
| 2. Implementation Plan and Government to Government Operational Organization | 4 |
| 3. Work Plans and Specific Initiatives | 4 |
| 4. Performance Measures..... | 5 |
| 5. Building Relationships and Growth | 9 |
| 6. STSA Community Capacity Funding | 10 |
| 7. Conclusion..... | 10 |
| Appendix A – 2024-25 STSA-BC SEA Member Communities..... | 12 |
| Appendix B – STSA-BC SEA Implementation Plan..... | 13 |
| Appendix C – STSA-BC SEA Performance Measure Targets | 16 |
| Appendix D – Annual Performance Measures Report | 17 |
| Appendix E – Past Performance Measures Tables | 28 |

1. Introduction and Objectives

2024-25 was a positive year for the S’ólh Téméxw Stewardship Alliance (STSA), the People of the River Referrals Office (PRRO), and our partners at the BC Ministries. The S’ólh Téméxw Stewardship Alliance Strategic Engagement Agreement (STSA-BC SEA) is now operating under the substantial Spring 2024 Amendment, PRRO are maintaining a fulsome staffing capacity and are looking towards further growth, and with a membership of seventeen, more Stó:lō communities than ever before are officially part of the STSA.

Since the STSA-BC SEA’s pilot launched in 2012, the STSA and their partners at the Province of British Columbia have been dedicated to the ongoing advancement of the STSA-BC SEA. It is in this spirit of continual growth and improvement that we present this STSA-BC SEA 2024-25 Fiscal Year Annual Report. The objectives of this report are threefold:

- i) To review the progress made in the last fiscal year;
- ii) To consider shortcomings and challenges; and
- iii) To make recommendations that will ensure continued future success and growth.

The PRRO receives, analyzes, and reports on referrals issued by STSA-BC SEA participating Provincial Agencies on the behalf of the S’ólh Téméxw Stewardship Alliance. The STSA is comprised of leadership from 17 Stó:lō communities that act as the Stó:lō signatories to the STSA-BC SEA. Current STSA membership can be viewed in the table included in [Appendix A](#). This assembly of Stó:lō communities crosses political affiliation, participation in the treaty process, and tribal affiliation in the interest of a strong, unified Stó:lō voice.

2. Implementation Plan and Government to Government Operational Organization

The STSA-BC SEA Implementation Plan ([Appendix B](#)) has been developed by the STSA-BC SEA Government to Government (G2G) Working Group to guide and track STSA-BC SEA-related efforts over the agreement's term. STSA-BC SEA G2G Working Group membership includes senior representatives from STSA-BC SEA-participating Provincial Agencies in the South Coast Region, the Ministry of Indigenous Relations & Reconciliation (MIRR), and PRRO. The STSA-BC SEA G2G Working Group is responsible for planning and delivering the objectives of the STSA-BC SEA, providing strategic direction, and addressing implementation issues. The STSA-BC SEA G2G Working Group meets quarterly or as need dictates.

The STSA-BC SEA Project Management Team addresses the direction laid out by the STSA-BC SEA G2G Working Group. The STSA-BC SEA Project Management Team is a smaller table comprised of the STSA-BC SEA G2G Working Group Co-Chairs, MIRR staff, and PRRO managerial staff. The Project Management Team is tasked with addressing the technical and administrative elements of STSA-BC SEA implementation.

The STSA-BC SEA Technical Team drafts the point-by-point negotiations derived from the direction of the STSA-BC SEA G2G Working Group and refined by the STSA-BC SEA Project Management Team. The STSA-BC SEA Technical Team is made up of PRRO management and a MIRR Senior Resource Coordination Officer. Upon the drafting of an initiative or amendment, the STSA-BC SEA Technical Team seeks the approval of the STSA-BC SEA Project Management Team before submitting that draft to the STSA-BC SEA G2G Working Group for final endorsement.

3. Work Plans and Specific Initiatives

Work Plans outline the necessary steps to achieving the goals set out by the STSA-BC SEA G2G Working Group in the STSA-BC SEA Implementation Plan. Please refer to the STSA-BC SEA Implementation Plan provided in [Appendix B](#) for a complete list and 2024-25 status updates. Key accomplishments of note from this most recent year include:

- The last STSA-BC Annual Executive Government to Government Meeting between STSA leadership and The Crown as represented by the Honourable Minister Murray Rankin (MIRR), Minister George Heyman (ENV), Minister Bruce Ralston (FOR), and Minister Nathan Cullen (WLRS), was held Oct 10th, 2023 at the new The'í:tselíya - S.A.Y. Health and Community Building in Chilliwack, BC.
- The next STSA-BC Annual Executive Government to Government Meeting is currently being planned for late May 2025.
- The implementation of the Spring 2024 STSA-BC SEA Amendment, focussing on updating and improving our agreement. Updates include:

- The formal inclusion of Seabird Island First Nation and Shxw'ōwhámél First Nation to the STSA-BC SEA.
 - An Amendment Tracker to condense the history of our agreement in the WHEREAS section.
 - Establishment of a streamlined signing process for the STSA Political Representative.
 - An uplift of \$650,000 to core funding.
 - An amalgamation of previously separate funding packages into a single annual transfer of \$2,100,000 in STSA-BC SEA funding.
 - An Evergreen Clause to keep the STSA-BC SEA active beyond 5-year terms.
 - Reference to the new STSA-BC Heritage Conservation Act section 4 Agreement.
 - The addition of the BC Environmental Assessment Office as a new BC Agency under the STSA-BC SEA.
 - The addition of BC Hydro to the agreement via an appendix; the first Crown Corporation to join the STSA-BC SEA. In this way, BC Hydro will follow the STSA-BC SEA process but not as a full Party to the agreement.
 - Incorporation of DRIPA/UNDRIP language and mandates.
 - Updating language throughout the agreement (Ministry names, etc.)
- STSA and BC's Collaborative Stewardship Forum (CSF) is pursuing 40 collaborative stewardship projects in 8 major categories to advance the STSA-BC SEA G2G relationship towards shared decision making, post-decision monitoring, and resource co-management.
 - PRRO received 13 instances of Heritage Conservation Act (HCA) permit applications that triggered the HCA s.4 Pilot Agreement between STSA and BC. Once flagged in StoloConnect for potential overlaps/impacts, and upon review by SRRMC staff, all 13 were found to be non-impactful applications and the typical SEA process of referral analysis, engagement, and reporting was followed.
 - Ongoing Provincial Agency and STSA Community staff training in PRRO/StoloConnect.com processes and functionality.

4. Performance Measures

STSA-BC SEA Appendix G provides a series of performance measures for the engagement process and sets performance targets. For context, this table is reproduced in this report as [Appendix C](#). These measures and targets are monitored by the PRRO via their referral management web-portal StoloConnect and are published as a Performance Measures Report for review and discussion by the STSA-BC SEA G2G Working Group to help inform adaptive management.

As the STSA-BC SEA 2024-25 Fiscal Year Annual Report must be drafted and submitted before the end of the fiscal year, the PRRO are unable to present a Performance Measures Report of the full April 1st, 2024, to March 31st, 2025, term. In the interest of presenting a reasonable facsimile, the PRRO will review the STSA-BC SEA referral workload from February 28th, 2024, to March 1st, 2025. Presented

below is a table summarizing key Performance Measures in this most recent year. These measurables and others may be reviewed in full in the Performance Measures Report ([Appendix D](#)). For context and comparison, similar past reporting tables going back to 2014-15 are provided in [Appendix E](#).

Table 1: Performance Measures Report Summary 2024-25 (results as of March 11st, 2025)

| Performance Measure | Count | Target | PM Status |
|--|------------------|-----------|-----------|
| Total STSA-BC SEA Referrals | 717 | n/a | n/a |
| Met Publication Due Date | 97% (692 of 717) | undefined | n/a |
| PM1: Engagement Level Modification Frequency | 5% (23 of 427) | < 20% | Met |
| PM2: Final Response Timelines Met | 83% (196 of 235) | ≥ 80% | Met |
| PM3: Timelines Modified by PRRO | 16% (69 of 427) | ≤ 10% | Met |
| PM4: Timelines Modified by Provincial Agencies | <1% (1 of 427) | ≤ 10% | Met |
| Decision-Making Consensus Level | Count | Target | PM Status |
| Full Consensus | 47% (34 of 72) | undefined | n/a |
| Partial Consensus | 10% (7 of 72) | undefined | n/a |
| No Consensus 1 – Decision Unaligned | 0% (0 of 65) | undefined | n/a |
| No Consensus 2 – Crown Decision w/o STSA | 32% (23 of 72) | undefined | n/a |
| No Consensus 3 – HCA without SHIP | 11% (8 of 72) | undefined | n/a |

In the 2024-25 fiscal year the PRRO received 717 referrals under the STSA-BC SEA, equivalent to 2.8 new referral submissions per working day. This is a 4.5% increase in submissions from 2024-25's total of 686, and the highest number of SEA referrals processed by PRRO in a single year to date. This indicates the ongoing growth of the STSA-BC SEA and development pressures on S'ólh Téméxw.

The Performance Measure "Met Publication Due Date" remained at 97% this year, matching the 2023-24 result. PRRO attributes this outstanding result to longstanding PRRO Referrals Administrator Sandy McDonald and the SRRMC Geographic Information Systems (GIS) unit where GIS Manager Colin Green and GIS Technicians Michael Kavanagh and Shohreh Sahebi oversee the digital mapping of all referrals submitted to PRRO. Together, these staffers have excelled in their positions and ensured timely publications for nearly all submitted referrals, despite significant staffing challenges in 2024-25 year.

The Performance Measure "PM1: Engagement Level Modification Frequency" indicates how often the Engagement Level has been either increased or decreased on referrals. The 2024-25 result of 5% is well within the target of <20%.

The Performance Measure "PM2: Final Response Timelines Met" indicates how often the PRRO meets the due date for their completed referral analysis reporting. In 2024-25, the PRRO achieved on-time reporting in 83% of cases, exceeding the target of ≥80%. This is a sustained value, matching the 2023-24 result of 83%.

In 2024-25, PRRO staff requested the extension of timelines on 16% of referrals as seen in “PM3: Timelines Modified by PRRO”, exceeding the target of $\leq 10\%$ for the first time in five years, but this was not without due cause. In April 2024 the Stó:lō Service Agency (SSA) computer network suffered an extreme and prolonged outage. This left all SSA departments, including the Stó:lō Research & Resource Management Centre (SRRMC), home of PRRO, without networks, internet, or computers for the better part of six weeks. This meant that PRRO and StoloConnect work had to pause, and any referrals initiated prior to the outage would necessarily become overdue. Faced with this reality, the only option available to PRRO staff was to notify our BC counterparts of the situation and determine extensions for referral timelines and due dates. This resulted in the unusually high value on the performance target. The alternative would have been exceeding the target for “PM2: Final Response Timelines Met”, and PRRO have always been of the opinion it is better to communicate and determine an extension, than to simply allow a file to become overdue. Performance Measure “PM4: Timelines Modified by Provincial Agencies” remains constant from the previous year, as Provincial Agencies changed due dates on $<1\%$ of files.

The final performance indicator category in the summary Table 1, consensus, was developed in the 2015-16 year. The STSA and PRRO understood that without a way to track and report on BC’s and the STSA’s parallel decision-making, the effectiveness of the STSA-BC SEA could not be fully considered. Therefore, a system was developed for measuring consensus, post-decision. Upon the completion of a PRRO Final Response report, the STSA decision and conditions are sent to the BC Statutory Decision Maker for consideration. Upon making their decision, the BC Statutory Decision Maker then issues that statutory decision back to the PRRO. The PRRO then selects one of four categories, depending on the level of consensus between the decisions:

- i) Full Consensus – BC decision reflects that of the STSA, and any STSA conditions have been met.
- ii) Partial Consensus – BC decision reflects that of the STSA, but not all STSA conditions have been met.
- iii) No Consensus 1 – BC decision differs from that of the STSA.
- iv) No Consensus 2 – BC decision made without STSA engagement (i.e. a failure to consult).
- v) No Consensus 3 – HCA issued without SHIP.

All consensus outcomes are logged into StoloConnect and tracked for analysis. The division of No Consensus into “No Consensus 1” and “No Consensus 2” is an addition to the reporting from the 2017-18 year, designed to capture and address a key distinction. “No Consensus 1” captures files in which both BC and STSA have issued decisions regarding a referral and those decisions do not align. As the decisions differ, we consider this a case of No Consensus between parties to the STSA-BC SEA. “No Consensus 2” is a distinct situation where a Statutory Decision has been made in isolation by The Crown, and STSA have not been afforded the opportunity to make a decision on the project in question. “No Consensus 2” is therefore also a situation where there is a lack of consensus between parties, however the reasoning for this is distinct from “No Consensus 1”. “No Consensus 3” was added in 2023 to isolate and address those BC Heritage Conservation Act (HCA) referrals where a Crown Permit is issued without

the Stó:lō Research & Resource Management Centre (SRRMC) Archaeology Unit's Sto:lo Heritage Investigation Permit (SHIP) - a Stó:lō initiated and implemented permitting system aimed to achieve oversight of Stó:lō heritage by Stó:lō themselves. This issue has been identified and discussed for several years at STSA-BC SEA tables, and the BC Archaeology Branch and STSA have agreed to tally cases as we work towards a solution. These three datasets are kept separate as the distinct circumstances that lead to these outcomes must also be addressed separately.

Within the 2024-25 fiscal year, PRRO received Statutory Decision Feedback responses from BC (as required by STSA-BC SEA Appendix C s4.5 f) on 72 of the total 179 PRRO Final Responses issued. This is slight increase from 2023-24 when, at the time of that year's report writing, PRRO received Statutory Decision Feedback from BC on 65 referrals. Although these results are generally positive, looking at Consensus results of a single year, within that year, is limited. A more insightful review is to look at all Consensus Results going back to the April 1, 2014, implementation of the first full STSA-BC SEA.

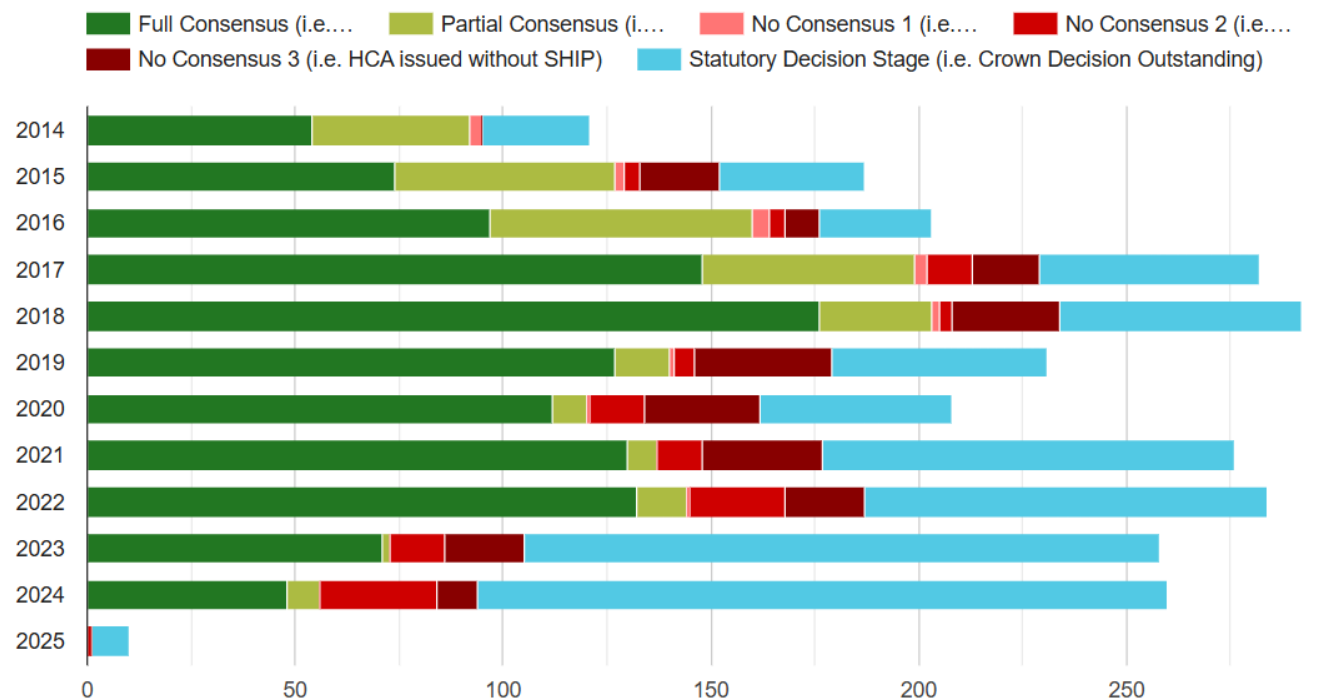


Fig. 1 – STSA-BC SEA annual referral distribution by consensus level

Fig. 1 shows Consensus decision-making results between STSA and BC throughout the STSA-BC SEA's operational period. General trends observed are the increasing percentage of "Full Consensus", reducing percentage of "Partial Consensus", and a reduction of "No Consensus 1" from four instances in 2014 to zero instances since the single occurrence in 2022. These are incredibly positive results that illustrate that when the STSA-BC SEA process is followed, results trend strongly towards "Full Consensus"; the total alignment of STSA and Crown Decisions.

Fig. 1 also displays those cases where the STSA-BC SEA process was not followed, and although a minority, they are worth considering in the interest of continuous improvement. The graph displays a trend towards increasing numbers of “No Consensus 2” (Crown Decision in isolation) since 2020. In these cases, PRRO received notice of the Crown Decision on an application prior to receipt of completion of the STSA-BC SEA engagement process, i.e. fulsome STSA engagement and STSA Decision Making did not occur prior to Crown Decision making. An analysis of these cases from 2020 to 2025 shows the majority falling under the BC Water Sustainability Act, with 66 of the 97 cases (68%) in that category. 10 cases (10%) are under BC Land Act while seven cases (7%) are from BC Forest Act or BC Forest & Range Practices Act. Five cases (5%) are under the BC Mines Act. The remainder are split across BC Environmental Management Act, BC Heritage Conservation Act, BC Integrated Pest Management Act, and BC Parks Act. Indigenous Consultation and Engagement is a non-optional Crown Duty in S’ólh Téméxw whether a Strategic Engagement Agreement is in place or not, and we encourage our SEA Partners at BC to address this concerning trend. It is worth noting, particularly on the topic of BC Water Sustainability Act permitting, that in February 2025 the first meeting of the ‘STSA – BC Water Stewardship Working Group’ was held, comprised of staff from both PRRO and BC, in the interest of addressing concerns around Water Stewardship in S’ólh Téméxw. These results will be discussed at that table.

Fig. 1 also shows the persistence of “No Consensus 3” (Heritage Conservation Act (HCA) permits issued without Stó:lō Heritage Investigation Permits, SHIPs). This is a long-standing issue the STSA and PRRO have been addressing with the BC Archaeological Branch.

Finally, Fig 1 shows those referrals that remain in “Statutory Decision Stage”, indicating there was an issued STSA Decision without a returned Crown Decision. PRRO understands Statutory Decisions may take a considerable period to complete, and so we expect some delay in receiving Statutory Decision Feedback; often referred to as ‘closing the loop’. Our STSA-BC SEA partners at the Ministry of Indigenous Relations and Reconciliation (MIRR) have taken an active role in addressing the Statutory Decision Feedback issue. In 2023-24 a large-scale review of files in the Statutory Decision Stage was undertaken by BC, resulting in a notable reduction of cases. However, as seen above, there are still decade old cases of STSA decisions issued without Crown counterparts.

5. Building Relationships and Growth

S’ólh Téméxw, the shared territory of the Stó:lō, has the highest overlap complexity factor¹ in Canada. In the past this had been a complicating factor in engagement and consultative processes as government and industry navigated a diverse, often shifting consultative landscape of shared interests and rights. By funding the STSA’s Indigenous Engagement Office, the PRRO, via the STSA-BC SEA, the

¹ “Overlap complexity factor” is a term referring the number of individual indigenous community areas of interest that overlap each other in a particular geographic region.

task of navigating indigenous engagement in development referrals has been shifted to the Indigenous communities themselves; the people most adept at navigating their own systems.

Since its pilot in 2012, the STSA-BC SEA has shown that aside from the primary goal of standardizing and facilitating meaningful engagement between BC and the STSA, its greatest achievement has been in the strengthened relationship between the STSA communities and the Government of British Columbia. As of 2025, there are multiple working relationships between PRRO and BC staff that span over a decade's worth of collaboration. This is how trust between Nations is built, reenforced, and solidified. It is relationship building at its most fundamental level.

Growing out of the STSA-BC SEA relationship, the Collaborative Stewardship Forum (CSF) between STSA and BC was launched in 2018-19. CSF seeks to further the STSA-BC relationship beyond the STSA-BC SEA and the inherently reactionary field of referral engagement, and into the realm of shared decision making. In 2024-25, CSF continues to pursue 40 collaborative stewardship projects under 8 major categories identified by the CSF working group, the Lets'emó:t Committee.

6. STSA Community Capacity Funding

The StoloConnect 'one-window' solution has proven an effective and efficient tool for referral analysis against the cultural databases of information collected and maintained by the SRRMC. However, until 2020 there was still an element missing from the process. No database could hold the entirety of Stó:lō culture, knowledge, or values. Culture is held collectively by community and therefore to consult fully one must engage with community. To do so requires the staffing capacity to facilitate that connection. It is with this in mind that STSA and their STSA-BC SEA partners at MIRR successfully negotiated additional STSA Direct Community Capacity Funding.

The 2024-25 fiscal year saw the implementation of the Spring 2024 STSA-BC SEA Amendment. Under the current Amendment model, STSA will receive a total of \$2,100,000 in annual funding under the SEA. This amount combines the previous standard core SEA funding amount of \$950,000, plus the previous standard \$500,000 for STSA Direct Community Capacity Funding, plus an additional \$650,000 in uplift funding, all combined into a single funding package in the interest of easing the administrative burden of multiple annual transfers.

The STSA Direct Community Capacity Funds Survey for 2024-25 was unavoidably delayed this fiscal year due to an extended managerial leave through most of Q4 due to a family health crisis. This has been discussed with our partners at MIRR, and we have agreed to make the survey a priority in the 2025-26 fiscal year.

7. Conclusion

2025 marks the 13th year of the STSA-BC SEA. In terms of workload, it was the busiest year with 717 SEA referral submissions, equivalent to 2.85 per day or 1 submission every 2.5 working hours. For

over a decade the STSA-BC SEA has made significant progress in improving engagement and consultation in the challenging context of S'ólh Téméxw. Stó:lō territory has a unique density of First Nations. It is the most densely populated and economically diverse region in British Columbia and it holds the largest port in Canada. The STSA-BC SEA therefore applies to more referrals of a more diverse nature, for a larger number of communities, than any other in British Columbia.

The core benefits of the STSA-BC SEA remain constant; the standardization of referral engagement in S'ólh Téméxw, a dedicated and specialized staff responding to every referral submission, and strengthened relationships between BC Ministries and the Stó:lō communities that form the STSA. As shown in [Appendix D](#), PRRO workload has steadily increased over time, from 241 submissions in 2014-15 to 717 in 2024-25, resulting in a 198% increase. The increase in STSA-BC SEA utilization speaks to its effectiveness. It can be stated with confidence that the referral process as outlined in the STSA-BC SEA has resulted in a level of quality, effectiveness, and depth of engagement previously unseen in S'ólh Téméxw. Now, at the outset of the 2025-26 fiscal year, STSA, PRRO, and our partners at MIRR and throughout BC are looking forward to the ongoing efficiency and effectiveness of our SEA relationship carrying forward into the future.

Appendix A – 2024-25 STSA-BC SEA Member Communities

| STSA Member First Nations | | |
|----------------------------------|------------------------------|---------------------------|
| Legal Spelling | Halq'eméylem Spelling | Tribal Affiliation |
| Aitchelitz | Āthelets | Ts'elxwéyeqw Tribe |
| Chawathil | Chowéthel | Tíyt Tribe |
| Cheam | Xwchíyò:m | Pelólxw Tribe |
| Kwaw'Kwaw'Apilt | Kwaw'Kwaw'Apilt | Pelólxw Tribe |
| Sq'éwlets (Scowlitz) | Sq'éwlets | Sq'éwlets |
| Seabird Island | Seabird Island | Tíyt Tribe |
| Shxwowhamel | Shxw'ōwhámél | Tíyt Tribe |
| Skway | Shxwhá:y Village | Ts'elxwéyeqw Tribe |
| Skawahlook | Sq'ewá:lxw | Tíyt Tribe |
| Skowkale | Sq'ewqéyl | Ts'elxwéyeqw Tribe |
| Skwah | Sqwá | Pelólxw Tribe |
| Soowahlie | Th'ewá:li | Ts'elxwéyeqw Tribe |
| Squiala | Sxwoyehálá | Ts'elxwéyeqw Tribe |
| Sumas | Semá:th | Semá:th |
| Tzeachten | Ch'íyáqtel | Ts'elxwéyeqw Tribe |
| Yakweakwioose | Yeqwyeqwí:ws | Ts'elxwéyeqw Tribe |
| Yale | Yale First Nation | Tíyt Tribe |

Appendix B – STSA-BC SEA Implementation Plan

**S'ólh Téméxw Stewardship Alliance Member First Nations
and the Province of British Columbia**

**S'ólh Téméxw Stewardship Alliance – British Columbia
Strategic Engagement Agreement
(STSA-BC SEA) Implementation Plan
2024/25 – 12th Year**

Endorsed by:

Date:

David Schaepe, Co-Chair
Government-to-Government Forum Working Group
Director, S'ólh Téméxw Stewardship Alliance

Yvette Lizée, Co-Chair
Government-to-Government Forum Working Group
Regional Director, Ministry of Indigenous Relations and
Reconciliation, South Coast

ORIGINAL DOCUMENT WILL BE SIGNED

Received high-level endorsement from the STSA-BC SEA G2G Working Group on **April 25th, 2024**. Updated on **May 23rd, 2024**. Presented to Project Management Team on **May 23rd, 2024**.

| Task | SEA Section | Lead | Status | Notes |
|---|------------------|------------------------------------|-------------------------|--|
| [1] Implementation Plan <ul style="list-style-type: none"> a. Draft a new annual plan. b. Seek Co-Chairs endorsement on plan. c. Update and review the plan throughout the year. | 9.1, 9.3 | SEA Working Group & Technical Team | Annually - completed | |
| [2] G2G Forum Meetings <ul style="list-style-type: none"> a. Hold Technical Team check-ins, as needed. b. Hold three Working Group meetings. c. Hold a Project Management Team meeting in advance of Working Group meetings. d. Hold one Annual Executive Government-to-Government meeting. | 3.4a, 3.4b, 3.4c | SEA Technical Team | Annually | Annual G2G proposed for May 2025. Working Group meetings: <ol style="list-style-type: none"> 1. April 25th 2024 2. September 17th 2024 3. November 27th 2024 4. March 26th 2025 |
| [3] Funding & Reporting <ul style="list-style-type: none"> a. File the 2024-2025 Performance Management Annual Report by March 25th 2025. b. Submit the 2024-2025 Implementation Plan as a deliverable to release the 2024-2025 Annual Funding. c. Seek a new 3-year funding mandate for 2026-2027, 2027-2028, and 2028-2029. | 11 & 12 | SEA Technical Team | In-progress | Completed [a]. [b] will be completed in April 2025 when funding is available. Seek a 3-year funding mandate in FY25-26. |
| [4] Evaluation <ul style="list-style-type: none"> a. Conduct an STSA Qualitative Survey. b. Conduct an Agency Survey. | 16.3 | SEA Technical Team | Deferred to next fiscal | |
| [5] Training <ul style="list-style-type: none"> a. Hold a training session with EAO Staff. b. Hold a training session with BC Hydro staff. c. Hold training sessions for other Provincial and PRRO staff, as needed. d. Investigate holding a Placenames Tour. | N/A | SEA Technical Team | In-progress | Completed training sessions with EAO, BC Hydro, and Archaeology Branch. Investigate how to conduct Placenames Tour in future. |
| [6] Strategic Topics – Appendix E <ul style="list-style-type: none"> a. Review and amend the list of Strategic Topics, as needed. b. Continue conversations with the Ministry of Transportation and Infrastructure (MOTI). c. Explore conversations with Ministry of Agriculture and Food (MAF). d. Explore conversations with local government. | Appendix E | SEA Technical Team | In-progress | Ministry of Transportation and Infrastructure renamed to Ministry of Transportation and Transit. Conversations with MAF evolved into establishing the STSA-BC SEA-CSF Water Working Group. |
| [7] Engagement Framework <ul style="list-style-type: none"> a. Review and update the Engagement Framework, as needed. | Appendix C | SEA Technical Team | Ongoing | Will need updating after developments at the STSA-BC SEA-CSF Water Working Group. |

| Task | SEA Section | Lead | Status | Notes |
|--|-------------|--------------------|---------|---|
| [8] Land Act Batching a. Continue reviewing the Lands batching process and update the BBP to seek efficiencies. | Appendix C | SEA Technical Team | Ongoing | Consider removing from next year's plan. |
| [9] Heritage Conservation Act permits a. Continue conversations on Sto:lo Heritage Implementation Permits and areas of possible alignment with Provincial permitting systems to reduce the number of non-consensus instances. | Appendix C | SEA Technical Team | Ongoing | PRRO connected with ARCH Branch to understand high number of non-consensus on Archaeology referrals. |
| [10] Water Sustainability Act Batching a. Continue work on the Groundwater Pilot. | Appendix C | SEA Technical Team | Ongoing | Work has evolved into the STSA-BC SEA-CSF Water Working Group. |
| [11] Pest Management Act a. Pesticide-specific working group is being developed collaboratively between PRRO and CSF Forest Operational Guidelines (FOG) to discuss issues/concerns. | Appendix C | SEA Technical Team | Ongoing | The working group was established. Outcome: jointly developed implementation guideline. Next steps: evaluate effectiveness of guideline in the FOG showing up in SEA referrals. |
| [12] Mineral Tenure Act a. PRRO, EMLI and MIRR to jointly formulate a plan for tracking mineral production related activities added as Level 0 in the 2019 STSA-BC SEA Renewal agreement. | Appendix C | SEA Technical Team | Ongoing | Consider removing from next year's plan. Look at the Mineral Claims Consultation Framework in next year's plan. |
| [13] "Closing the Loop" – Post-decision follow-up a. Continue tracking decisions coming back from the Province. b. Work with the First Nations Relations Team (WLRS) to continue "closing the loop" on outstanding decisions. | Appendix G | SEA Technical Team | Ongoing | Carryover to next year's plan. |
| [14] Guardians - Monitoring Post-Decision a. Continue to explore opportunities for connecting with the CSF team for STSA First Nations' involvement in monitoring after a decision has been made on an Application (e.g. CSF and FN Guardian program). | Appendix C | SEA Technical Team | Ongoing | Need further integration and activation of Guardians into post-decision monitoring, looking at compliance with approval conditions. |
| [15] First Nation Consultation System (FNCS) Data Exchange Protocol a. Continue dialogue with the FNCS team and StoloConnect team on data exchange protocol. | N/A | SEA Technical Team | Ongoing | Consider removing from next year's plan. |

Appendix C – STSA-BC SEA Performance Measure Targets

| PM# | Measure | Target |
|------------|---|---|
| PM1 | % of referrals where Final Engagement Level is adjusted from Preliminary Engagement Level | Final Engagement Level adjusted from Preliminary Engagement Level for $\leq 20\%$ of Referrals. |
| PM2 | % of referrals where final response timelines are met. | The PRRO will forward a final response to the Provincial Agency within the prescribed timelines in the EF for 80% of Referrals. |
| PM3 | % of referrals with response timelines modified by PRRO. | The PRRO may identify revisions to the timeframe for up to 10% of Referrals. |
| PM4 | % of referrals with response timelines modified by Provincial Agencies. | A Provincial Agency may identify revisions to the timeframe for up to 10% of Referrals. |
| PM5 | Number of referral letters required for any given authorization/project before the pilot compared to number of referral letters required after the pilot. | For authorizations/projects within the pilot boundary, one referral letter for all signatory FN. |
| PM6 | Qualitative survey with questions related to the quality of engagement process (using a 1-5 scale). | The signatory First Nations and Provincial Agencies will experience an increase in satisfaction with the quality of the engagement process. |
| PM7 | Qualitative survey with questions related to the quality of referral responses (using a 1-5 scale). | The preliminary and final response will provide the First Nations and Provincial Agencies with information for consultation. |

Appendix D – Annual Performance Measures Report

Performance Measures Report



Generated: March 11, 2025

Includes: Referrals that are type STSA SEA and first notification date Feb 28 2024 to March 1 2025

Summary Data

| Indicator | Count |
|--------------------------------------|-----------------|
| Working Days | 252 |
| Total Referrals Received by PRRO | 717 |
| Referrals Received per Working Day | 2.85 |
| Hours of Engagement | Duration |
| Work on Referral 609437 | 3 seconds |
| Submission Acceptance | |
| Delayed by Incomplete Submission | 11 |
| Not Delayed | 706 |
| Publication | |
| Currently Awaiting Publication | 1 |
| Met Publication Due Date | 692 |
| Exceeded Publication Due Date | 24 |
| Referral Status | |
| Analysis Stage | 10 |
| Awaiting Analysis Response | 61 |
| Awaiting SHIP Stage | 123 |
| Engagement Stage | 11 |
| Statutory Decision Stage | 132 |
| Statutory Decision Received | 47 |
| Awaiting Validation | 14 |
| Decision Made Without Final Response | 25 |
| Deferred | 272 |
| Cancelled | 7 |
| Info Sharing | 14 |
| Final Engagement Level | |
| Level 0 - Information Upon Request | |
| Level 1 - Limited | 130 |
| Level 2 - Standard | 510 |
| Level 3 - Extensive | 61 |
| Level 4 - Major Projects | 6 |

**Referrals Per STSA Community**

| | |
|------------------|-----|
| Aitchelitz | 71 |
| Chawathil | 166 |
| Cheam | 121 |
| Kwaw-Kwaw-A-Pilt | 144 |
| Seabird Island | 154 |
| Semá:th | 104 |
| Shxwhà:y Village | 71 |
| Shxw'ôwhámél | 136 |
| Skowkale | 71 |
| Skwah | 145 |
| Soowahlie | 71 |
| Sq'ewá:lxw | 90 |
| Sq'éwlets | 67 |
| Squiala | 71 |
| Ts'elxwéyeq | 72 |
| Tzeachten | 71 |
| Yakwekwioose | 71 |
| Yale | 69 |

Referrals Per Non-STSA Community

| | |
|---------------------------------------|-----|
| Boston Bar | 85 |
| Douglas First Nation | 53 |
| Hul'qumi'num Treaty Group | 29 |
| Inshuck | 53 |
| Katzie | 156 |
| Kwantlen | 249 |
| Kwikwetlem | 57 |
| Leq'á:mél | 165 |
| Lyackson | 11 |
| Matsqui | 167 |
| Musqueam | 226 |
| Nlaka'pamux Tribal Council | 11 |
| Peters | 181 |
| Popkum | 181 |
| Skwxwú7mesh | 107 |
| Stó:lō Nation | 11 |
| Stó:lō Tribal Council | 205 |
| Stó:lō Xwexwilmexw Government (SXG) | 41 |
| Sts'ailes | 113 |
| Stz'uminus | 11 |
| Te'mexw Treaty Association | 11 |
| Thompson | 84 |
| Tsawwassen | 145 |
| Tsleil-Waututh | 285 |
| Union Bar | 144 |
| Upper Similkameen | 28 |

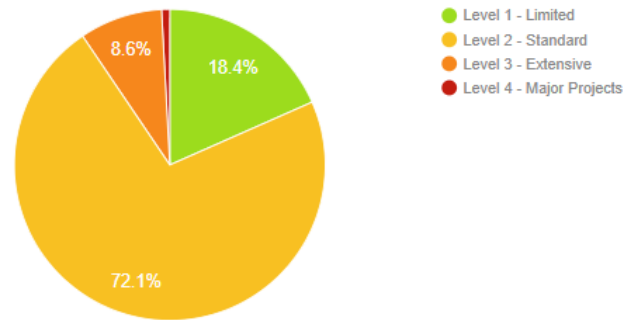


Figure 1: Referral distribution by Final Engagement Level

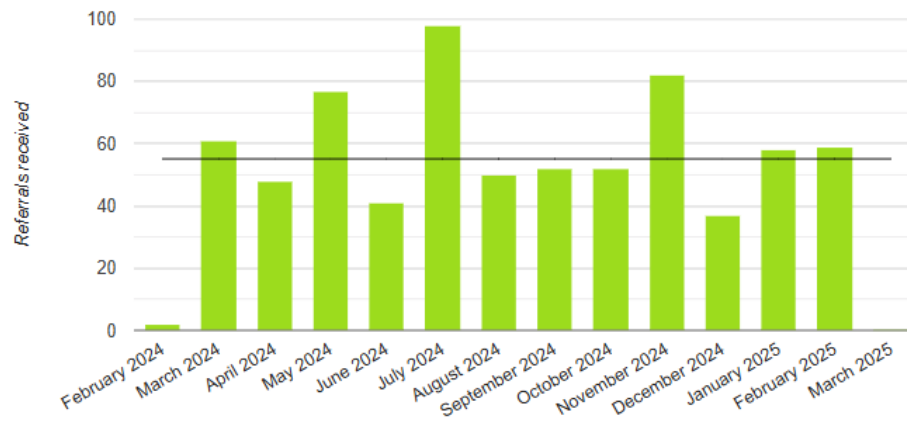


Figure 2: Referrals received over time

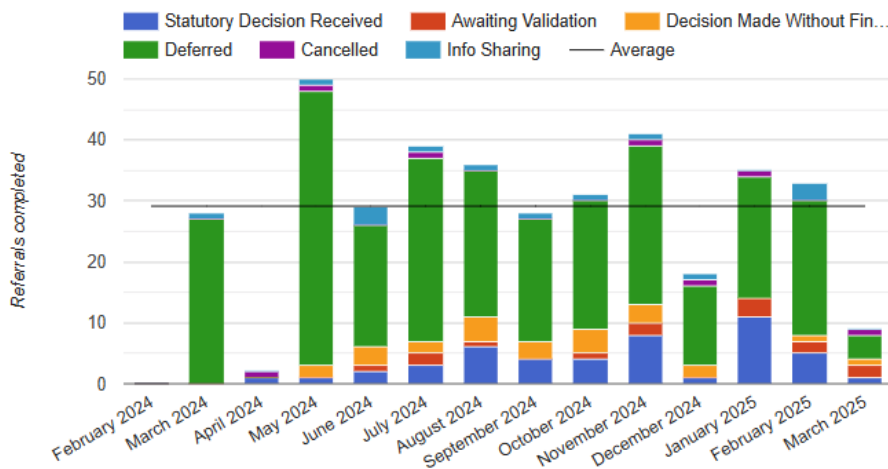


Figure 3: Referrals completed over time

Engagement Level Modification Frequency

Measure

Percentage of referrals where Final Engagement Level is adjusted from Preliminary Engagement Level. (measure includes only those referrals for which the Analysis Stage has been completed)

Target

Final Engagement Level adjusted from Preliminary Engagement level for no more than 20% of referrals.

| Preliminary Engagement Level | Result | Status |
|------------------------------|----------------|--------|
| Level 1 - Limited | 4% (2 of 45) | Green |
| Level 2 - Standard | 4% (13 of 345) | Green |
| Level 3 - Extensive | 21% (7 of 33) | Red |
| Level 4 - Major Projects | 0% (0 of 3) | Green |
| Total | 5% (23 of 427) | Green |

Table 5

Response Times

Measure

Percentage of referrals where referral response timelines were met. (measure includes only those referrals for which the Analysis Stage has been completed)

Target

PRRO will forward final response to the Provincial Agency within prescribed timelines in Engagement Framework for 80% of referrals

Preliminary Response Timelines Met

| Final Engagement Level | Result | Status |
|--|-------------------------------------|-----------|
| Level 1 - Limited | 87% (39 of 45) 6 unmet | |
| Level 2 - Standard | 83% (108 of 130) 22 unmet | |
| Level 3 - Extensive | 84% (32 of 38) 6 unmet | |
| Level 4 - Major Projects | 80% (4 of 5) 1 unmet | |
| Government Statute | Result | Status |
| Addition of Lands to Reserves and Reserve Creation Act | 100% (1 of 1) 0 unmet | |
| BC Dike Maintenance Act | 83% (5 of 6) 1 unmet | |
| BC Environmental Assessment Act | 100% (1 of 1) 0 unmet | |
| BC Environmental Management Act | 100% (1 of 1) 0 unmet | |
| BC Forest Act | 80% (28 of 35) 7 unmet | |
| BC Forest and Range Practices Act | 83% (34 of 41) 7 unmet | |
| BC Heritage Conservation Act | 25% (2 of 8) 6 unmet | |
| BC Hydro And Power Authority Act | 92% (12 of 13) 1 unmet | |
| BC Integrated Pest Management Act | 100% (5 of 5) 0 unmet | |
| BC Land Act | 76% (26 of 34) 8 unmet | |
| BC Mines Act | 71% (10 of 14) 4 unmet | |
| BC Park Act | 83% (5 of 6) 1 unmet | |
| BC Water Sustainability Act | 89% (78 of 88) 10 unmet | |
| BC Wildlife Act | 100% (2 of 2) 0 unmet | |
| Canadian Energy Regulator Act | 100% (2 of 2) 0 unmet | |
| Canadian Navigable Waters Act | 0% (0 of 1) 1 unmet | |
| Impact Assessment Act | 100% (2 of 2) 0 unmet | |
| Species At Risk Act | 100% (1 of 1) 0 unmet | |
| Unspecified (unlegislated process) | 100% (4 of 4) 0 unmet | |
| Total | 84% (183 of 218) 35 unmet | 30 |

Final Response Timelines Met

| Final Engagement Level | Result | Status |
|------------------------------------|------------------------------|--------|
| Level 1 - Limited | 86% (24 of 28) 4 unmet | Green |
| Level 2 - Standard | 84% (152 of 182) 30 unmet | |
| Level 3 - Extensive | 77% (20 of 26) 6 unmet | Red |
| Level 4 - Major Projects | 100% (0 of 0) 0 unmet | Green |
| | | |
| Government Statute | Result | Status |
| BC Dike Maintenance Act | 100% (1 of 1) 0 unmet | Green |
| BC Forest Act | 73% (27 of 37) 10 unmet | |
| BC Forest and Range Practices Act | 75% (36 of 48) 12 unmet | Red |
| BC Heritage Conservation Act | 83% (58 of 70) 12 unmet | |
| BC Hydro And Power Authority Act | 100% (5 of 5) 0 unmet | Green |
| BC Integrated Pest Management Act | 100% (3 of 3) 0 unmet | |
| BC Land Act | 81% (17 of 21) 4 unmet | Green |
| BC Mines Act | 100% (7 of 7) 0 unmet | |
| BC Park Act | 100% (5 of 5) 0 unmet | Green |
| BC Water Sustainability Act | 85% (62 of 73) 11 unmet | |
| BC Wildlife Act | 100% (1 of 1) 0 unmet | Green |
| Canadian Energy Regulator Act | 100% (2 of 2) 0 unmet | |
| Canadian Navigable Waters Act | 0% (0 of 1) 1 unmet | Red |
| Unspecified (unlegislated process) | 100% (4 of 4) 0 unmet | Green |
| | | |
| Total | 83% (196 of 236) 40 unmet | Green |

Table 7

Overdue Final Responses

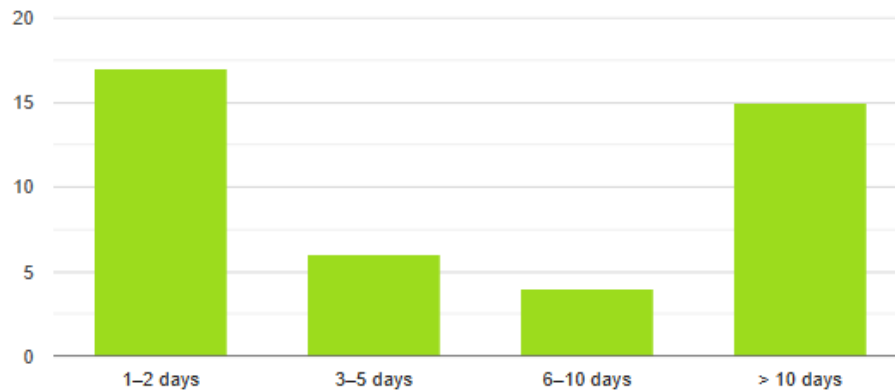


Figure 4: Referral distribution by the amount of time the Engagement Stage is overdue

| Days Overdue | Result |
|--------------|----------------|
| 1-2 days | 40% (17 of 42) |
| 3-5 days | 14% (6 of 42) |
| 6-10 days | 10% (4 of 42) |
| > 10 days | 36% (15 of 42) |

Table 9

Timelines Modified by PRRO

Measure

Percentage of referrals with response times modified by Stó:lō to the number of referrals for each engagement level.

Target

Stó:lō may identify revisions to the response timelines for up to 10% of referrals.

| Final Engagement Level | Result | Status |
|--------------------------|-----------------------------------|--------|
| Level 1 - Limited | 27% (12 of 45) 33 unmodified | |
| Level 2 - Standard | 14% (48 of 338) 290 unmodified | |
| Level 3 - Extensive | 21% (8 of 38) 30 unmodified | |
| Level 4 - Major Projects | 20% (1 of 5) 4 unmodified | |
| Total | 16% (69 of 427) 358 unmodified | |

Table 10

Timeline Modified by Provincial Agencies

Measure

Percentage of referrals with response times modified by Provincial Agencies to the number of referrals for each engagement level. (measure includes only those referrals for which the Analysis Stage has been completed)

Target

Provincial Agencies may identify revisions to the response timelines for up to 10% of referrals.

| Final Engagement Level | Result | Status |
|--------------------------|---------------------------------|--------|
| Level 1 - Limited | 0% (0 of 45) 45 unmodified | |
| Level 2 - Standard | 0% (1 of 338) 337 unmodified | |
| Level 3 - Extensive | 0% (0 of 38) 38 unmodified | |
| Level 4 - Major Projects | 0% (0 of 5) 5 unmodified | |
| Total | 0% (1 of 427) 426 unmodified | |

Table 11

Time Awaiting Statutory Decision Feedback

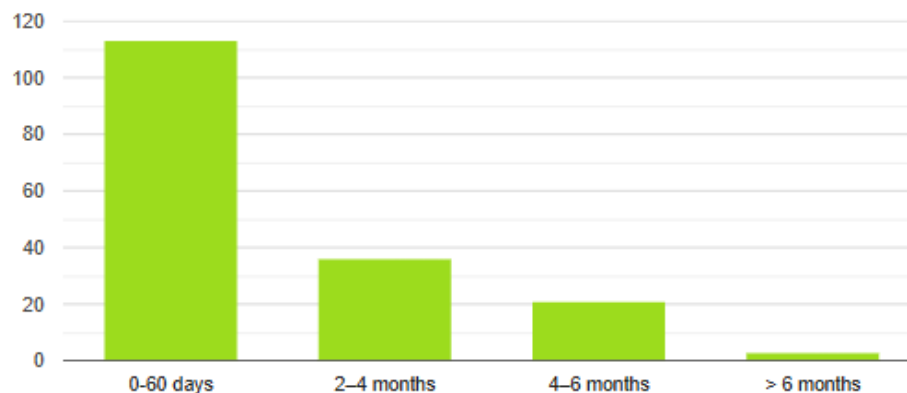


Figure 5: Referral distribution by the amount of time spent in the Statutory Decision Stage

| Days | Result |
|------------|------------------|
| 0-60 days | 65% (113 of 173) |
| 2-4 months | 21% (36 of 173) |
| 4-6 months | 12% (21 of 173) |
| > 6 months | 2% (3 of 173) |

Table 13

SEA Zone B Deferrals

Measure

Percentage of referrals from SSEA Zone B that are deferred.

Target

PRRO will defer 90% of Zone B referrals.

| Government Statute | Result | Status |
|------------------------------------|----------------------------|--------|
| BC Dike Maintenance Act | 100% (1 of 1) 0 unmet | |
| BC Environmental Assessment Act | 50% (1 of 2) 1 unmet | |
| BC Environmental Management Act | 100% (2 of 2) 0 unmet | |
| BC Forest Act | 100% (3 of 3) 0 unmet | |
| BC Forest and Range Practices Act | 100% (1 of 1) 0 unmet | |
| BC Hydro And Power Authority Act | 100% (2 of 2) 0 unmet | |
| BC Integrated Pest Management Act | 100% (1 of 1) 0 unmet | |
| BC Land Act | 100% (13 of 13) 0 unmet | |
| BC Water Sustainability Act | 100% (32 of 32) 0 unmet | |
| Unspecified (unlegislated process) | 100% (4 of 4) 0 unmet | |
| Total | 98% (57 of 58) 1 unmet | |

Table 14

Consensus

Referral Consensus By Level

| Consensus Level | Result |
|--|----------------|
| Full Consensus (i.e. STSA Decision and Crown Decision aligned; all STSA Conditions met) | 47% (34 of 72) |
| Partial Consensus (i.e. STSA Decision and Crown Decision aligned; not all STSA Conditions met) | 10% (7 of 72) |
| No Consensus 1 (i.e. STSA Decision and Crown Decision unaligned) | 0% (0 of 72) |
| No Consensus 2 (i.e. Crown Decision made without STSA Decision) | 32% (23 of 72) |
| No Consensus 3 (i.e. HCA issued without SHIP) | 11% (8 of 72) |

Table 15

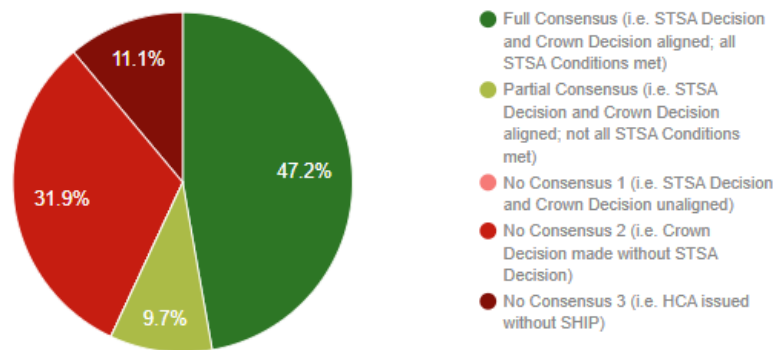


Figure 6: Referral distribution by consensus level

Agency Specific Data

Referrals received during reporting period

| Government Statute | Level 0 - Information Upon Request | Final Engagement Level | | | | Total |
|--|------------------------------------|------------------------|--------------------|---------------------|--------------------------|-------|
| | | Level 1 - Limited | Level 2 - Standard | Level 3 - Extensive | Level 4 - Major Projects | |
| Addition of Lands to Reserves and Reserve Creation Act | <input type="text"/> | 0 | 0 | 1 | 0 | 1 |
| BC Dike Maintenance Act | <input type="text"/> | 5 | 6 | 1 | 0 | 12 |
| BC Environmental Assessment Act | <input type="text"/> | 0 | 2 | 0 | 2 | 4 |
| BC Environmental Management Act | <input type="text"/> | 5 | 1 | 2 | 1 | 9 |
| BC Forest Act | <input type="text"/> | 5 | 49 | 5 | 1 | 60 |
| BC Forest and Range Practices Act | <input type="text"/> | 8 | 62 | 3 | 0 | 73 |
| BC Heritage Conservation Act | <input type="text"/> | 0 | 201 | 0 | 0 | 201 |
| BC Hydro And Power Authority Act | <input type="text"/> | 16 | 3 | 0 | 0 | 19 |
| BC Integrated Pest Management Act | <input type="text"/> | 2 | 4 | 2 | 0 | 8 |
| BC Land Act | <input type="text"/> | 32 | 41 | 5 | 0 | 78 |
| BC Local Government Act | <input type="text"/> | 0 | 1 | 0 | 0 | 1 |
| BC Mines Act | <input type="text"/> | 2 | 4 | 9 | 1 | 16 |
| BC Park Act | <input type="text"/> | 3 | 8 | 0 | 0 | 11 |
| BC Water Act | <input type="text"/> | 1 | 3 | 0 | 0 | 4 |
| BC Water Sustainability Act | <input type="text"/> | 46 | 183 | 37 | 1 | 267 |
| BC Wildlife Act | <input type="text"/> | 1 | 1 | 1 | 0 | 3 |
| Canadian Energy Regulator Act | <input type="text"/> | 0 | 0 | 2 | 0 | 2 |
| Canadian Environmental Assessment Act | <input type="text"/> | 0 | 1 | 0 | 0 | 1 |
| Canadian Navigable Waters Act | <input type="text"/> | 0 | 1 | 0 | 0 | 1 |
| Impact Assessment Act | <input type="text"/> | 1 | 4 | 1 | 0 | 6 |
| Species At Risk Act | <input type="text"/> | 0 | 1 | 0 | 0 | 1 |
| Unspecified (unlegislated process) | <input type="text"/> | 7 | 7 | 0 | 0 | 14 |

Table 17

Appendix E – Past Performance Measures Tables

Table 2: Performance Measures Report Summary 2014-2015 (Results as of March 31st, 2015)

| Performance Measure | Count | Target | PM Status |
|--|-------------------|-----------|-----------|
| Total STSA-BC SEA Referrals | 241 | n/a | n/a |
| Met Publication Due Date | 93% (223 of 241*) | undefined | n/a |
| PM1: Engagement Level Modification Frequency | 6% (12 of 190) | < 20% | Met |
| PM2: Final Response Timelines Met | 70% (96 of 138) | ≥ 80% | Not Met |
| PM3: Timelines Modified by PRRO | 14% (26 of 190) | ≤ 10% | Met |
| PM4: Timelines Modified by Provincial Agencies | 5% (9 of 190) | ≤ 10% | Met |

Table 3: Performance Measures Report Summary 2015-2016 (Results as of Feb 29th, 2016)

| Performance Measure | Count | Target | PM Status |
|--|-------------------|-----------|-----------|
| Total STSA-BC SEA Referrals | 310 | n/a | n/a |
| Met Publication Due Date | 80% (204 of 255*) | undefined | n/a |
| PM1: Engagement Level Modification Frequency | 4% (8 of 197) | < 20% | Met |
| PM2: Final Response Timelines Met | 81% (114 of 140) | ≥ 80% | Met |
| PM3: Timelines Modified by PRRO | 10% (19 of 197) | ≤ 10% | Met |
| PM4: Timelines Modified by Provincial Agencies | 1% (2 of 197) | ≤ 10% | Met |
| Decision-Making Consensus Level | Count | Target | PM Status |
| Full Consensus | 70% (16 of 23) | undefined | n/a |
| Partial Consensus | 30% (7 of 23) | undefined | n/a |
| No Consensus | 0% (0 of 23) | undefined | n/a |

Table 4: Performance Measures Report Summary 2016-2017 (Results as of Feb 28th, 2017)

| Performance Measure | Count | Target | PM Status |
|--|-------------------|-----------|-----------|
| Total STSA-BC SEA Referrals | 332 | n/a | n/a |
| Met Publication Due Date | 78% (200 of 255*) | undefined | n/a |
| PM1: Engagement Level Modification Frequency | 4% (10 of 240) | < 20% | Met |
| PM2: Final Response Timelines Met | 89% (150 of 168) | ≥ 80% | Met |
| PM3: Timelines Modified by PRRO | 11% (27 of 240) | ≤ 10% | Not Met |
| PM4: Timelines Modified by Provincial Agencies | 3% (6 of 240) | ≤ 10% | Met |
| Decision-Making Consensus Level | Count | Target | PM Status |
| Full Consensus | 51% (23 of 45) | undefined | n/a |
| Partial Consensus | 47% (21 of 45) | undefined | n/a |
| No Consensus | 2% (1 of 45) | undefined | n/a |

Table 5: Performance Measures Report Summary 2017-2018 (Results as of March 22nd, 2018)

| Performance Measure | Count | Target | PM Status |
|--|-------------------|-----------|-----------|
| Total STSA-BC SEA Referrals | 446 | n/a | n/a |
| Met Publication Due Date | 74% (239 of 324*) | undefined | n/a |
| PM1: Engagement Level Modification Frequency | 8% (25 of 295) | < 20% | Met |
| PM2: Final Response Timelines Met | 80% (163 of 205) | ≥ 80% | Met |
| PM3: Timelines Modified by PRRO | 16% (48 of 295) | ≤ 10% | Not Met |
| PM4: Timelines Modified by Provincial Agencies | 1% (3 of 295) | ≤ 10% | Met |
| Decision-Making Consensus Level | Count | Target | PM Status |
| Full Consensus | 63% (67 of 107) | undefined | n/a |
| Partial Consensus | 28% (30 of 107) | undefined | n/a |

| | | | |
|----------------|----------------|-----------|-----|
| No Consensus 1 | 0% (0 of 107) | undefined | n/a |
| No Consensus 2 | 9% (10 of 107) | undefined | n/a |

Table 6: Performance Measures Report Summary 2018-2019 (Results as of March 1st, 2019)

| Performance Measure | Count | Target | PM Status |
|--|-------------------|-----------|-----------|
| Total STSA-BC SEA Referrals | 575 | n/a | n/a |
| Met Publication Due Date | 93% (423 of 456*) | undefined | n/a |
| PM1: Engagement Level Modification Frequency | 4% (12 of 297) | < 20% | Met |
| PM2: Final Response Timelines Met | 73% (178 of 245) | ≥ 80% | Not Met |
| PM3: Timelines Modified by PRRO | 11% (32 of 297) | ≤ 10% | Not Met |
| PM4: Timelines Modified by Provincial Agencies | <1% (1 of 297) | ≤ 10% | Met |
| Decision-Making Consensus Level | Count | Target | PM Status |
| Full Consensus | 67% (64 of 95) | undefined | n/a |
| Partial Consensus | 14% (13 of 95) | undefined | n/a |
| No Consensus 1 | 0% (0 of 95) | undefined | n/a |
| No Consensus 2 | 19% (18 of 95) | undefined | n/a |

Table 7: Performance Measures Report Summary 2019-2020 (Results as of Jan 13th, 2020)

| Performance Measure | Count | Target | PM Status |
|--|-------------------|-----------|-----------|
| Total SSEA Referrals | 563 | n/a | n/a |
| Met Publication Due Date | 97% (500 of 514*) | undefined | n/a |
| PM1: Engagement Level Modification Frequency | 3% (10 of 293) | < 20% | Met |
| PM2: Final Response Timelines Met | 82% (178 of 245) | ≥ 80% | Met |
| PM3: Timelines Modified by PRRO | 1% (3 of 293) | ≤ 10% | Met |
| PM4: Timelines Modified by Provincial Agencies | 0% (0 of 293) | ≤ 10% | Met |
| Decision-Making Consensus Level | Count | Target | PM Status |
| Full Consensus | 87% (33 of 38) | undefined | n/a |
| Partial Consensus | 13% (5 of 38) | undefined | n/a |
| No Consensus 1 | 0% (0 of 38) | undefined | n/a |
| No Consensus 2 | 0% (0 of 38) | undefined | n/a |

Table 8: Performance Measures Report Summary 2020-2021 (Results as of April 6th, 2021)

| Performance Measure | Count | Target | PM Status |
|--|-------------------|-----------|-----------|
| Total STSA-BC SEA Referrals | 591 | n/a | n/a |
| Met Publication Due Date | 96% (569 of 591*) | undefined | n/a |
| PM1: Engagement Level Modification Frequency | 3% (8 of 318) | < 20% | Met |
| PM2: Final Response Timelines Met | 84% (163 of 195) | ≥ 80% | Met |
| PM3: Timelines Modified by PRRO | 3% (10 of 318) | ≤ 10% | Met |
| PM4: Timelines Modified by Provincial Agencies | 0% (1 of 318) | ≤ 10% | Met |
| Decision-Making Consensus Level | Count | Target | PM Status |
| Full Consensus | 85% (28 of 33) | undefined | n/a |
| Partial Consensus | 3% (1 of 33) | undefined | n/a |
| No Consensus 1 | 0% (0 of 33) | undefined | n/a |
| No Consensus 2 | 12% (4 of 33) | undefined | n/a |

Table 9: Performance Measures Report Summary 2021-22 (Results as of March 10th, 2022)

| Performance Measure | Count | Target | PM Status |
|-----------------------------|-------|--------|-----------|
| Total STSA-BC SEA Referrals | 678 | n/a | n/a |

| | | | |
|--|-------------------|---------------|------------------|
| Met Publication Due Date | 94% (637 of 678*) | undefined | n/a |
| PM1: Engagement Level Modification Frequency | 3% (13 of 402) | < 20% | Met |
| PM2: Final Response Timelines Met | 89% (270 of 303) | ≥ 80% | Met |
| PM3: Timelines Modified by PRRO | 10% (39 of 402) | ≤ 10% | Met |
| PM4: Timelines Modified by Provincial Agencies | 0% (0 of 388) | ≤ 10% | Met |
| Decision-Making Consensus Level | Count | Target | PM Status |
| Full Consensus | 77% (63 of 82) | undefined | n/a |
| Partial Consensus | 0% (0 of 82) | undefined | n/a |
| No Consensus 1 | 0% (0 of 82) | undefined | n/a |
| No Consensus 2 | 23% (19 of 82) | undefined | n/a |

Table 10: Performance Measures Report Summary 2022-23 (Results as of March 29th, 2023)

| Performance Measure | Count | Target | PM Status |
|--|------------------|---------------|------------------|
| Total STSA-BC SEA Referrals | 580 | n/a | n/a |
| Met Publication Due Date | 87% (506 of 580) | undefined | n/a |
| PM1: Engagement Level Modification Frequency | 2% (7 of 331) | < 20% | Met |
| PM2: Final Response Timelines Met | 85% (189 of 223) | ≥ 80% | Met |
| PM3: Timelines Modified by PRRO | 8% (28 of 331) | ≤ 10% | Met |
| PM4: Timelines Modified by Provincial Agencies | 0% (0 of 331) | ≤ 10% | Met |
| Decision-Making Consensus Level | Count | Target | PM Status |
| Full Consensus | 72% (50 of 69) | undefined | n/a |
| Partial Consensus | 6% (4 of 69) | undefined | n/a |
| No Consensus 1 | 2% (1 of 69) | undefined | n/a |
| No Consensus 2 | 20% (14 of 69) | undefined | n/a |

Table 11: Performance Measures Report Summary 2023-24 (Results as of March 1st, 2024)

| Performance Measure | Count | Target | PM Status |
|--|------------------|---------------|------------------|
| Total STSA-BC SEA Referrals | 686 | n/a | n/a |
| Met Publication Due Date | 97% (667 of 686) | undefined | n/a |
| PM1: Engagement Level Modification Frequency | 4% (17 of 404) | < 20% | Met |
| PM2: Final Response Timelines Met | 83% (207 of 249) | ≥ 80% | Met |
| PM3: Timelines Modified by PRRO | 8% (34 of 404) | ≤ 10% | Met |
| PM4: Timelines Modified by Provincial Agencies | <1% (2 of 404) | ≤ 10% | Met |
| Decision-Making Consensus Level | Count | Target | PM Status |
| Full Consensus | 60% (39 of 65) | undefined | n/a |
| Partial Consensus | 0% (0 of 65) | undefined | n/a |
| No Consensus 1 – Decisions Unaligned | 0% (0 of 65) | undefined | n/a |
| No Consensus 2 – Crown Decision w/o STSA | 18% (12 of 65) | undefined | n/a |
| No Consensus 3 – HCA w/o SHIP | 22% (14 of 65) | undefined | n/a |